

Exterior Plastic & Fiberglass Trim

Wing Tips, Fairings, Fin Caps, Rudder Caps, Elevator Tips, and more!

Large variety of exterior trim – all together, in one place!

McFarlane offers a huge selection of plastic and fiberglass trim and fairings!
 Plastic and fiberglass exterior parts from Aircraft Development, Knots2U, Stene Aviation, and Texas Aeroplastics



Aircraft Development

Aircraft Development replacement wing tips and landing gear fairings are extra light-weight, made from an epoxy fiberglass construction, and are six times stronger and twelve times stiffer than original plastic. They are weather and UV resistant, won't become brittle and are easily repairable.



Knots 2U

Knots 2U replacement parts are made from the highest quality hand laid fiberglass. This provides for superior strength, reduced weight, and long life. The latest technology resins are used to prevent warping and shrinkage that can happen with other fiberglass. Advanced tooling and pattern techniques assure a superior fit.



Stene Aviation

Stene Aviation fiberglass replacement parts are five times stronger than the original plastic parts offered by Cessna. They are exact replacements of the originals and come primed and ready for paint. The product line includes Cessna wing tips, strut cuffs, fin caps, rudder caps/bottoms, stabilizer tips, wheel pants, and much more.



Texas Aeroplastics

Texas Aeroplastics replacement parts are made from top grade ABS plastic with an average service life of 15-20 years when properly fitted and professionally painted. ABS plastic parts are repairable and most have been trimmed for easy installation. All exterior ABS plastic parts are white.



Wing Tips

- Available in plastic and fiberglass
- Conical wing tips accommodate both a strobe and nav light
- Symmetrical wing tips accommodate a strobe light



Main Wheel Fairings (Wheel Pants)

Easy tire valve access!

- Available in fiberglass
- Knots 2U main wheel fairings feature an access door to easily check tire pressure
- Stene Aviation main wheel fairings feature a removable plastic plug to easily check tire pressure



Nose Wheel Fairings (Wheel Pants)

Easy tire valve access!

- Available in ABS plastic and fiberglass
- Knots 2U nose gear fairings feature an access door to easily check tire pressure
- Feature a removable plastic plug to easily check tire pressure



Strut Fairings

Strut to Wing and Strut to Fuselage Fairings

Plastic un-split (FAA-PMA) fairings by Texas Aeroplastics



Fiberglass split fairings (FAA-PMA/STC) for easy installation, and un-split (FAA-PMA) by Stene Aviation



Plastic PRO split fairings (FAA-PMA) for easy installation by Knots 2U



Fiberglass split fairings (FAA-PMA) for easy installation by Aircraft Development.



Cowl Fairings

Available in fiberglass



Main Landing Gear Fairings

Split for easy installation. Available in plastic from Texas Aeroplastics...



...and in fiberglass from Aircraft Development and Stene Aviation



Lower Rear Wing Fairings

Available in fiberglass



Tailcone Fairings

Available in plastic and fiberglass




Vertical Fin Caps

Available in plastic and fiberglass


No flashing beacon



2-1/4" Beacon Base



3-1/2" Beacon Base



Brake Cover Fairings

Split for easy installation!
Available in plastic and fiberglass



Fuel Strainer Cover

Available in fiberglass




Tailwheel Steering Cable Fairings

Available in fiberglass



Trailing Edge Wing Root Fairing

Available in fiberglass



Rudder Caps

Available in plastic and fiberglass

Rudder Top Caps



Rudder Butts



Dorsal Fin Tips

Available in plastic and fiberglass

Forward Dorsal Fin Tips

Small triangle at the front of the dorsal fin




Horizontal Stabilizer Tips

Available in plastic and fiberglass



Aft Dorsal Fin Tips

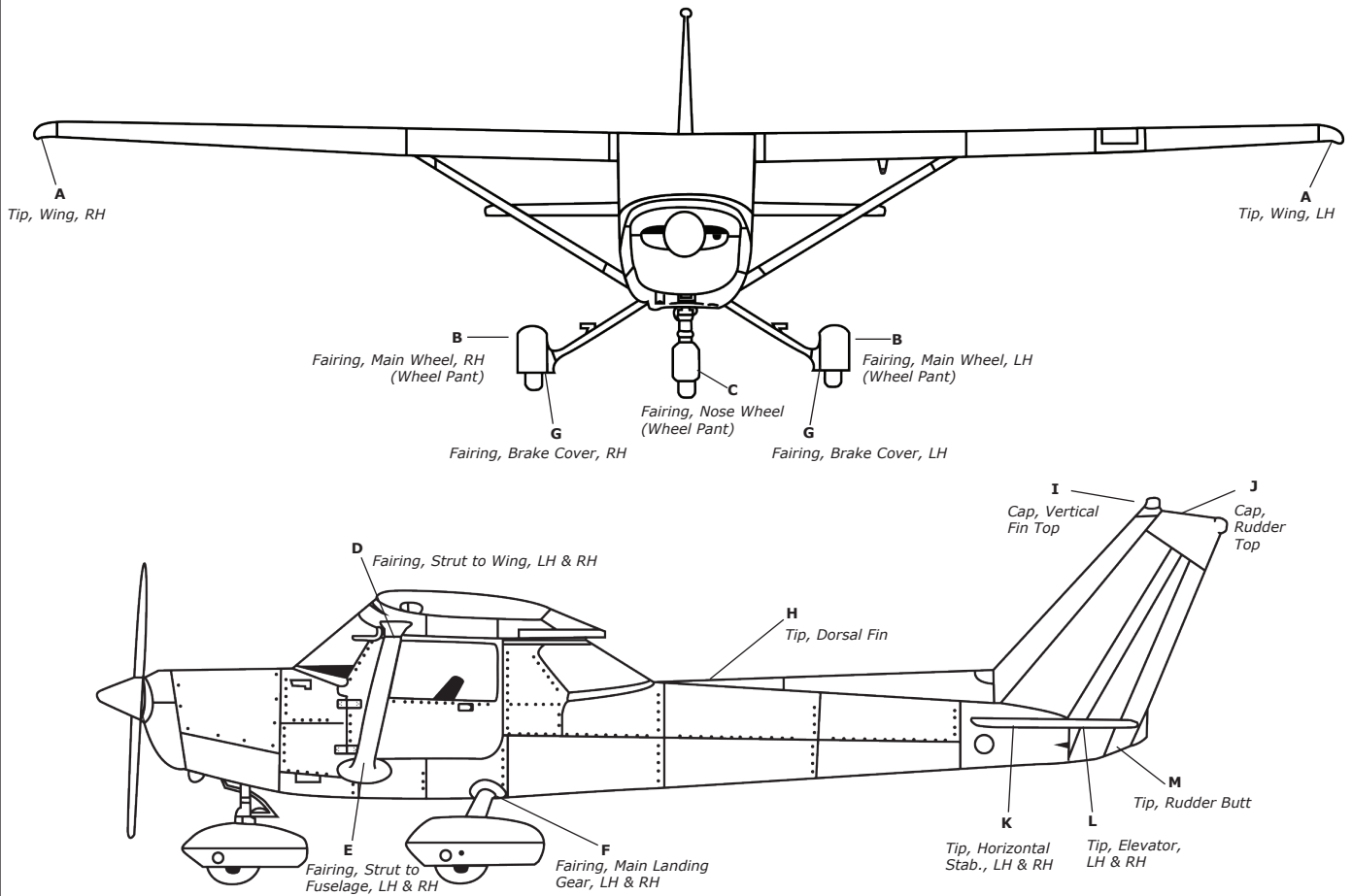
Dorsal fin transition into the vertical fin



Elevator Tips

Available in plastic and fiberglass





150, 150A,B,C,D,E			
S/N 17001 thru 15061532			
Description	Idx	Part Number	
Fairing, Main Lndg Gear LH	F	FS-150-LG	T
Fairing, Main Lndg Gear RH	F	FS-150-RG	T
Fairing, Strut to Fuslg LH	E	SA-0421002-1SP	3 S
Fairing, Strut to Fuslg RH	E	SA-0421002-2SP	3 S
Fairing, Strut to Wing, LH	D	SA-0522150-3SP	3 S
Fairing, Strut to Wing, RH	D	SA-0522150-4SP	3 S
Rudder Bottom	M	K0430004-1-791	K
		SA-0430004-1	S
Rudder Top	J	GF0430004-2-791	1 K
		SA-0430004-2	1 S
		SA-0430004-8	2 S
Tip, Dorsal Fin, Vertical	H	GF0430004-00	1 K
		GF0430004-7-791	2 K
		SA-0430004-4	1 S
		SA-0430004-7	2 S
Tip, Elevator, LH or RH	L	26-09	T
		GF0430004-10791	2 K
		GF0430004-5-791	1 K
		SA-0430004-10	2 S
		SA-0430004-5	1 S
Tip, Horiz., Stab., LH or RH	K	26-08	T
		GF0430004-11791	K
		SA-0430004-11	2 S

Continued in the next column

Continued from previous column

150, 150A,B,C,D,E continued			
S/N 17001 thru 15061532			
Description	Idx	Part Number	
Tip, Vertical & Horizontal Stab	I	GF0430004-6-791	1 K
		SA-0430004-6	1 S
Tip, Vertical, No Beacon	I	SA-0430004-9	2 S
Tip, Wing, Conical, LH	A	SA-0523565-29	5 6 S
Tip, Wing, Conical, RH	A	SA-0523565-30	5 6 S
Tip, Wing, Std., LH or RH	A	K0723615-200	K
		SA-0723615-200	S
Tip, Wing, Hoerner Style	A	11004 (set of two)	K
Wing Pos., Light Shield, RH	A	219-4-6	4 A

Notes:
1 S/N 17001 thru 15060087 only
2 S/N 15060088 and on
3 FAA-PMA/STC approved split Fairing for easy install and removal
4 For wings with a conical wing tip
5 For kits including LH and RH, see Lighting section of catalog
6 Add "LL-14V or LL-28V" suffix for FAA-PMA/STC wing tips including Quasar LED landing/taxi lights and optimized to accept LED nav/strobe lights. Must purchase as a LH and RH kit. See Lighting section of catalog. Add "LED" suffix for FAA-PMA/STC wing tips optimized to accept LED nav/strobe lights.

Continued on next page

Cessna 150 thru 152 Series
continued from previous page

150F,G,H,J,K			
S/N 15061533 thru 15072003			
Description	Idx	Part Number	
Cap, Rudder Top	J	26-0431013-1-80A	T
		SA-0431013-1	S
Cap, Vertical Fin Top No Beacon Base	I	K0431013-3-791	K
		SA-0431013-3	S
Cap, Vertical Fin Top 2 1/4" Beacon Base	I	26-0431017-1-80A	T
		SA-0431017-1	S
Fairing, Main Landing Gear LH	F	FS-150-LG	T
Fairing, Main Landing Gear RH	F	FS-150-RG	T
Fairing, Main Wheel, LH (Wheel Pant)	B	K0741046-203	9 K
Fairing, Main Wheel, RH (Wheel Pant)	B	K0741046-202	9 K
Fairing, Nose Wheel (Wheel Pant)	C	K0743625-14	9 K
Fairing, Strut to Fuselage, LH	E	150-LFS	7 T
		K0421002-1	8 12 T
		SA-0421002-1	11 8 S
Fairing, Strut to Fuselage, RH	E	150-RFS	7 T
		K0421002-2	8 12 T
		SA-0421002-2	11 8 S
Fairing, Strut to Wing, LH	D	150-LWS	7 T
		K0522150-3	8 12 K
		SA-0522150-3	11 8 S
Fairing, Strut to Wing, RH	D	150-RWS	7 T
		K0522150-4	8 12 K
		SA-0522150-4	11 8 S
Tip, Dorsal Fin	H	SA-0431024-1	S
Tip, Elevator, LH or RH	L	26-09	T
		GF0430004-10791	K
		SA-0430004-10	S
Tip, Horizontal Stab., LH or RH	K	26-08	T
		GF0430004-11791	K
		SA-0430004-11	S
Tip, Rudder Butt	M	26-11	T
		GF0431005-1-791	K
		SA-0431005-1	S
Tip, Wing, Conical, LH	A	20-51L-80A	10 T
		SA-0523565-29	14 6 S
Tip, Wing, Conical, RH	A	20-51R-80A	10 T
		SA-0523565-30	14 6 S
Tip, Wing, Sym., LH or RH	A	26-0423008-3-80A	T
		SA-0423008-3	S
Tip, Wing, Hoerner Style	A	11004 (set of two)	K
Wing Pos., Light Shield, RH	A	219-4-6	13 A

150L,M
S/N 15072004 thru 15079405

Description	Idx	Part Number	
Cap, Rudder Top	J	26-0431013-1-80A	16 T
		26-15-80A	19 T
		GF0430011-2	19 K
		SA-0430011-2	19 S
		SA-0431013-1	16 S
Cap, Vertical Fin Top No Beacon Base	I	K0431013-3-791	K
		SA-0431013-3	S

Continued in the next column

Continued from previous column

150L,M continued			
S/N 15072004 thru 15079405			
Description	Idx	Part Number	
Cap, Vertical Fin Top 2 1/4" Beacon Base	I	26-0431017-1-80A	16 T
		26-12	19 T
		GF0430011-1	19 K
		SA-0430011-1	19 S
		SA-0431017-1	16 S
Fairing, Brake Cover, LH	G	26-07-LBC	19 T
		SA-0441227-1	S
Fairing, Brake Cover, RH	G	26-07-RBC	19 T
		SA-0441227-2	S
Fairing, Main Landing Gear, LH	F	26-06L	T
		SA-0441217-15	S
Fairing, Main Landing Gear, RH	F	244-4-14	A
		26-06R	T
		SA-0441217-14	S
Fairing, Main Wheel, LH (Wheel Pant)	B	GF0541223-01	18 K
		SA-0541203-1	15 S
		SA-0541223-17	17 S
Fairing, Main Wheel, RH (Wheel Pant)	B	GF0541223-02	18 K
		SA-0541203-2	15 S
		SA-0541223-16	17 S
Fairing, Nose Wheel (Wheel Pant)	C	20-40N-80A	T
		GF0543079-00	20 17 K
		SA-0543065-1	15 S
		SA-0543079-3	17 S
Fairing, Strut to Fuselage, LH	E	150-LFS	T
		K0421002-1	12 T
		SA-0421002-1	11 S
Fairing, Strut to Fuselage, RH	E	150-RFS	T
		K0421002-2	12 T
		SA-0421002-2	11 S
Fairing, Strut to Wing, LH	D	150-LWS	T
		K0522150-3	12 K
		SA-0522150-3	11 S

Notes:

- 6 Add "LL-14V or LL-28V" suffix for FAA-PMA/STC wing tips including Quasar LED landing/taxi lights and optimized to accept LED nav/strobe lights. Must purchase as a LH and RH kit. See Lighting section of catalog. Add "LED" suffix for FAA-PMA/STC wing tips optimized to accept LED nav/strobe lights.
- 7 S/N 15064533 and on
- 8 S/N 15067199 and on
- 9 S/N 15069309 and on
- 10 S/N 15071129 and on
- 11 Also available as a FAA-PMA/STC approved split Fairing for easy installation and removal; add an "SP" suffix to the P/N
- 12 This is an ABS plastic part, split for easy installation
- 13 For wings with a conical wing tip
- 14 For kits including LH and RH see page 414
- 15 S/N 15072004 thru 15074850 only
- 16 S/N 15072004 thru 15075781 only
- 17 S/N 15074851 and on
- 18 S/N 15074851 thru 15077005 only
- 19 S/N 15075782 and on
- 20 Not for aircraft with heavy duty nose gear

Continued on next page

Cessna 150 thru 152 Series continued from previous page

Exterior Plastic and Fiberglass

150L,M continued S/N 15072004 thru 15079405		
Description	Idx	Part Number
		150-RWS T
Fairing, Strut to Wing, RH	D	K0522150-4 12 K
		SA-0522150-4 11 S
		26-10 T
Tip, Dorsal Fin	H	SA-0431024-1 S
		26-09 T
Tip, Elevator, LH or RH	L	GF0430004-10791 K
		SA-0430004-10 S
Tip, Horizontal Stab., LH or RH	K	26-08 T
		GF0430004-11791 K
		SA-0430004-11 S
Tip, Rudder Butt	M	26-11 T
		GF0431005-1-791 K
		SA-0431005-1 S
Tip, Wing, Conical, LH	A	20-51L-80A T
		GF0523565-29791 T
		SA-0523565-29 14 6 S
Tip, Wing, Conical, RH	A	20-51R-80A T
		GF0523565-30791 T
		SA-0523565-30 14 6 S
Tip, Wing, Sym., LH or RH	A	26-0423008-3-80A T
		SA-0423008-3 S
Tip, Wing, Hoerner Style	A	11004 (set of two) K
Wing Pos., Light Shield, RH	A	219-4-6 13 A
A150K,L,M S/N A1500001 thru A1500734		
Description	Idx	Part Number
Cap, Rudder Top	J	26-0431013-1-80A 22 T
		26-15-80A 27 T
		GF0430011-2 27 K
		SA-0430011-2 27 S
Cap, Vertical Fin Top No Beacon Base	I	SA-0431013-1 22 S
		K0431013-3-791 22 K
Cap, Vertical Fin 2 1/4" Beacon Base	I	26-12 27 T
		GF0430011-1 27 K
		SA-0430011-1 27 S
		SA-0431017-1 22 S
Fairing, Brake Cover, LH	G	SA-0441227-1 27 S
Fairing, Brake Cover, RH	G	SA-0441227-2 27 S
Fairing, Main Landing Gear, LH	F	26-06L T
		SA-0441217-15 24 S
		244-4-14 A
Fairing, Main Landing Gear, RH	F	26-06R T
		SA-0441217-14 24 S
		GF0541223-01 25 K
Fairing, Main Wheel, LH (Wheel Pant)	B	K0741046-203 21 K
		SA-0541203-1 23 S
		SA-0541223-17 26 S
Fairing, Main Wheel, RH (Wheel Pant)	B	GF0541223-02 25 K
		K0741046-202 21 K
		SA-0541203-2 23 S
Fairing, Nose Wheel (Wheel Pant)	C	SA-0541223-16 26 S
		20-40N-80A 24 T
		GF0543079-00 26 K
Fairing, Nose Wheel (Wheel Pant)	C	K0743625-14 21 K
		SA-0543065-1 23 S
		SA-0543079-3 26 S

Continued on next column

Continued from previous column A150K,L,M continued S/N A1500001 thru A1500734		
Description	Idx	Part Number
Fairing, Strut to Fuslg, LH	E	SA-0522150-7 S
Fairing, Strut to Fuslg, RH	E	SA-0522150-6 S
Fairing, Strut to Wing, LH	D	SA-0421002-3 S
Fairing, Strut to Wing, RH	D	SA-0421002-4 S
		26-09 T
Tip, Elevator, LH or RH	L	GF0430004-10791 K
		SA-0430004-10 S
Tip, Horizontal Stab., LH or RH	K	26-08 T
		GF0430004-11791 K
		SA-0430004-11 S
Tip, Rudder Butt	M	26-11 T
		GF0431005-1-791 K
		SA-0431005-1 27 S
Tip, Wing, Conical Camber, LH	A	20-51L-80A T
		GF0523565-29791 24 K
		SA-0523565-29 14 6 S
Tip, Wing, Conical Camber, RH	A	20-51R-80A T
		GF0523565-30791 24 K
		SA-0523565-30 14 6 S
Tip, Wing, Sym., LH or RH	A	26-0423008-3-80A T
		SA-0423008-3 S
Wing Pos., Light Shield, RH	A	219-4-6 13 A

Notes:

- 6** Add "LL-14V or LL-28V" suffix for FAA-PMA/STC wing tips including Quasar LED landing/taxi lights and optimized to accept LED nav/strobe lights. Must purchase as a LH and RH kit. See Lighting section of catalog. Add "LED" suffix for FAA-PMA/STC wing tips optimized to accept LED nav/strobe lights.
- 13** For wings with a conical wing tip
- 14** For kits including LH and RH see Lighting section of catalog
- 21** S/N A1500001 thru A1500226
- 22** S/N A1500001 thru A1500523 only
- 23** S/N A1500227 thru A1500429 only
- 24** S/N A1500227 and on
- 25** S/N A1500430 thru A1500523 only
- 26** S/N A1500430 and on
- 27** S/N A1500524 and on
- 28** S/N F150-0001 thru F15000523, FA1500001 thru FA1500261 only
- 29** S/N F150-0001 thru F15000658
- 30** S/N F150-0001 thru F15001143 FA1500001 thru FA1500261 only
- 31** S/N F150-0001 thru F15001428, FA1500001 thru FA1500336 only
- 33** S/N F150-0001 thru F15001428, FA1500001 thru FA1500261 only
- 34** S/N F150-0220 thru F15001428 only
- 35** S/N F15000530 thru F15001428 only
- 36** S/N F15000530 thru F15001428, FA1500001 thru FA1500336 only
- 37** S/N F15000659 thru F15001143, and FA1500082 thru FRA1500120 only
- 38** S/N F15000659 thru F15001428, FA1500082 thru FRA1500261 only
- 39** S/N F15000659 thru F15001428, FA1500082 thru FRA1500336 only
- 40** S/N F15001014 thru F15001428 only
- 41** S/N F15001144 thru F15001428, FA1500082 thru FA1500336 only
- 42** S/N F15001144 thru F15001428, FA1500262 thru FA1500336 only
- 43** S/N F15001144 thru F15001428, FA1500262 thru FA1500336, FRA1500262 thru FRA1500336 only

Continued on next page

Cessna 150 thru 152 Series
continued from previous page

F150F,G,H,J,K,L,M, FA150K,L,M, FRA150L,M S/N F150-0001 thru F15001428, FA1500001 thru FA1500336, FRA1500121 thru FRA1500261		
Description	Idx	Part Number
Cap, Rudder Top	J	26-0431013-1-80A 30 T
		26-15-80A 43 T
		GF0430011-2 42 K
		SA-0431013-1 30 S
Cap, Vertical Fin Top No Beacon Base	I	K0431013-3-791 28 K
Cap, Vertical Fin 2 1/4" Beacon Base	I	SA-0430011-1 42 S
Fairing, Brake Cover, LH	G	SA-0441227-1 42 S
Fairing, Brake Cover, RH	G	SA-0441227-2 42 S
Fairing, Main Landing Gear LH	F	26-06L 39 T
		SA-0441217-15 39 S
Fairing, Main Landing Gear RH	F	26-06R 39 T
		SA-0441217-14 39 S
Fairing, Main Wheel, LH (Wheel Pant)	B	GF0541223-01 40 K
		K0741046-203 45 K
		SA-0541203-1 37 S
		SA-0541223-17 39 S
Fairing, Main Wheel, RH (Wheel Pant)	B	GF0541223-02 39 K
		K0741046-202 45 K
		SA-0541203-2 37 S
		SA-0541223-16 39 S
Fairing, Nose Wheel, Wheel Pant	C	20-40N-80A 39 T
		GF0543079-00 40 K
		K0743625-14 44 K
		SA-0543065-1 37 S
Fairing, Strut to Fuslg, LH	E	SA-0543079-3 41 S
		150-LFS 48 T
		K0421002-1 34 12 T
Fairing, Strut to Fuslg, RH	E	SA-0421002-1 34 S
		SA-0522150-7 47 S
		150-RFS 48 T
Fairing, Strut to Wing, LH	D	K0421002-2 34 12 T
		SA-0421002-2 34 S
		SA-0522150-6 47 S
Fairing, Strut to Wing, RH	D	150-LWS 48 T
		K0522150-3 34 12 K
Tip, Dorsal Fin	H	SA-0421002-3 46 S
		150-RWS 48 T
		K0522150-4 34 12 K
Tip, Elevator, LH or RH	L	SA-0421002-4 46 S
		SA-0431024-1 42 S
Tip, Rudder Butt	M	26-09 T
		GF0430004-10791 31 K
Tip, Horizontal Stab., LH or RH	K	SA-0430004-10 33 S
		26-11 35 T
Tip, Wing, Con. Camber LH	A	GF0431005-1-791 31 K
		SA-0431005-1 33 S
Tip, Wing, Con. Camber RH	A	26-08 T
		GF0430004-11791 31 K
Tip, Wing, LH	A	SA-0430004-11 33 S
		GF0523565-29791 K
Tip, Wing, Symmetrical	A	SA-0523565-29 38 14 S
		GF0523565-30791 K
Tip, Wing, RH	A	SA-0523565-30 38 14 S
Tip, Wing, LH	A	20-51L-80A 36 T
Tip, Wing, RH	A	20-51R-80A 36 T
Tip, Wing, Symmetrical	A	26-0423008-3-80A T
		SA-0423008-3 29 S

Continued on next column

Continued from previous column 152, A152, F152, FA152 S/N 15279406 thru 15286033, A1520735 thru A1521049, F15201429 thru F15201980, FA1520337 thru FA1520425		
Description	Idx	Part Number
Cap, Rudder Top	J	26-15-80A T
		GF0430011-2 53 K
		SA-0430011-2 S
Cap, Vertical Fin Top 2 1/4" Beacon Base	I	26-12 50 T
		GF0430011-1 50 K
		SA-0430011-1 S
Fairing, Brake Cover, LH	G	26-07-LBC 49 T
		SA-0441227-1 S
Fairing, Brake Cover, RH	G	26-07-RBC 49 T
		SA-0441227-2 S
Fairing, Main Lndg Gear LH	F	26-06L T
		SA-0441217-15 S
Fairing, Main Lndg Gear RH	F	244-4-14 A
		26-06R T
		SA-0441217-14 S
Fairing, Main Wheel, LH (Wheel Pant)	B	GF0541223-01 K
		SA-0541223-17 S
Fairing, Main Wheel, RH (Wheel Pant)	B	GF0541223-02 K
		SA-0541223-16 S
Fairing, Nose Wheel (Wheel Pant)	C	20-40N-80A T
		GF0543079-00 K
		SA-0543079-3 S

Notes:

- 12** This is an ABS plastic part, split for easy installation
- 14** For kits including LH and RH see Lighting section of catalog
- 28** S/N F150-0001 thru F15000523, FA1500001 thru FA1500261 only
- 29** S/N F150-0001 thru F15000658
- 30** S/N F150-0001 thru F15001143 FA1500001 thru FA1500261 only
- 31** S/N F150-0001 thru F15001428, FA1500001 thru FA1500336 only
- 33** S/N F150-0001 thru F15001428, FA1500001 thru FA1500261 only
- 34** S/N F150-0220 thru F15001428 only
- 35** S/N F15000530 thru F15001428 only
- 36** S/N F15000530 thru F15001428, FA1500001 thru FA1500336 only
- 37** S/N F15000659 thru F15001143, FA1500082 thru FRA1500120 only
- 38** S/N F15000659 thru F15001428, FA1500082 thru FRA1500261 only
- 39** S/N F15000659 thru F15001428, FA1500082 thru FRA1500336 only
- 40** S/N F15001014 thru F15001428 only
- 41** S/N F15001144 thru F15001428, FA1500082 thru FA1500336 only
- 42** S/N F15001144 thru F15001428, FA1500262 thru FA1500336 only
- 43** S/N F15001144 thru F15001428, FA1500262 thru FA1500336, FRA1500262 thru FRA1500336 only
- 43** S/N F15001144 thru F15001428, FA1500262 thru FA1500336, FRA1500262 thru FRA1500336 only
- 44** S/N F150-0390 thru F15000658, FA1500001 thru FA1500081 only
- 45** S/N F15000530 thru F15000658, FA1500001 thru FA1500081 only
- 46** S/N FA1500001 thru FA1500120 only
- 47** S/N FA1500001 thru FA1500261 only
- 48** S/N F150-0001 thru F15001428 only
- 49** Model 152 only
- 50** Models 152, A152 only
- 51** Models 152, A152, F152 only
- 52** Models 152 and F152 only
- 53** S/N 15279406 thru 15286033, F15201429 thru F15201952, FA1520337 thru FA1520387 only
- 54** S/N A1520735 thru A1521049 only

Continued on next page

Cessna 150 thru 152 Series continued from previous page

Exterior Plastic and Fiberglass

152, A152, F152, FA152 continued
S/N 15279406 thru 15286033, A1520735 thru A1521049,
F15201429 thru F15201980, FA1520337 thru FA1520425

Description	Idx	Part Number
Fairing, Strut to Fuslg, LH	E	150-LFS 52 T
		K0421002-1 49 13 T
		SA-0421002-1 49 11 S
		SA-0421002-3 54 S
Fairing, Strut to Fuslg, RH	E	150-RFS 52 T
		K0421002-2 49 12 T
		SA-0421002-2 49 11 S
		SA-0421002-4 54 S
Fairing, Strut to Wing, LH	D	150-LWS 52 T
		K0522150-3 52 12 K
		SA-0522150-3 49 11 S
		SA-0522150-7 54 S
Fairing, Strut to Wing, RH	D	150-RWS 52 T
		K0522150-4 52 12 K
		SA-0522150-4 49 11 S
		SA-0522150-6 54 S
Tip, Dorsal Fin	H	26-10 49 T SA-0431024-1 49 S
Tip, Elevator, LH or RH	L	26-09 T
		GF0430004-10791 K
		SA-0430004-10 49 S
Tip, Horizontal Stab., LH or RH	K	26-08 T
		GF0430004-11791 K
		SA-0430004-11 50 S

Continued on next column

Manufacturer/Material: S Stene Aviation/Fiberglass, K Knots 2U/Fiberglass,
A Aircraft Development/Fiberglass, T Texas Aeroplastics/ABS Plastic Parts

152, A152, F152, FA152 continued
S/N 15279406 thru 15286033, A1520735 thru A1521049,
F15201429 thru F15201980, FA1520337 thru FA1520425

Description	Idx	Part Number
Tip, Rudder Butt	M	26-11 51 T
		GF0431005-1-791 K
		SA-0431005-1 54 S
Tip, Wing, Conical, LH	A	20-51L-80A T
		GF0523565-29791 K
		SA-0523565-29 14 6 S
Tip, Wing, Conical, RH	A	20-51R-80A T
		GF0523565-30791 K
		SA-0523565-30 14 6 S
Tip, Wing, Symmetrical	A	26-0423008-3-80A T
Wing Pos., Light Shield, RH	A	219-4-6 13 A

Notes:

- 6 Add "LL-14V or LL-28V" suffix for FAA-PMA/STC wing tips including Quasar LED landing/taxi lights and optimized to accept LED nav/strobe lights. Must purchase as a LH and RH kit. See Lighting section of catalog. Add "LED" suffix for FAA-PMA/STC wing tips optimized to accept LED nav/strobe lights.
- 11 Also available as a FAA-PMA/STC approved split Fairing for easy install and removal; add an "SP" suffix to the P/N
- 12 This is an ABS plastic part, split for easy installation
- 13 For wings with a conical wing tip
- 14 For kits including LH and RH see Lighting section of catalog
- 49 Model 152 only
- 50 Models 152, A152 only
- 51 Models 152, A152, F152 only
- 52 Models 152 and F152 only
- 53 S/N 15279406 thru 15286033, F15201429 thru F15201952, FA1520337 thru FA1520387 only
- 54 S/N A1520735 thru A1521049 only

Kits for 150-152 aircraft

Kit P/N	Kit Description	Part Number	Item Description
20-51-80A	Conical Wing Tip Kit	20-51L-80A	Tip, Wing, LH
		20-51R-80A	Tip, Wing, RH
26-04-80A	Strut Fairing Kit, Plastic	150-LFS	Fairing, Strut to Fuselage, LH
		150-RFS	Fairing, Strut to Fuselage, RH
		150-LWS	Fairing, Strut to Wing, LH
		150-RWS	Fairing, Strut to Wing, RH
26-05-80A	Landing Gear Fairing Kit Flat Gear Only	FS-150-LG	Fairing, Main Landing Gear, LH
		FS-150-RG	Fairing, Main Landing Gear, RH
26-06-80A	Landing Gear Fairing Kit Tube Gear Only	26-06L	Fairing, Main Landing Gear, LH
		26-06R	Fairing, Main Landing Gear, RH
26-07-80A	Brake Cover Fairing Kit	26-07-LBC	Fairing, Brake Cover, LH
		26-07-RBC	Fairing, Brake Cover, RH
KPS04	Split Strut Fairing Kit, Plastic	K0421002-1	Fairing, Strut to Fuselage, LH
		K0421002-2	Fairing, Strut to Fuselage, RH
		K0522150-3	Fairing, Strut to Wing, LH
		K0522150-4	Fairing, Strut to Wing, RH
SA-0421002-1234	Fairing Kit, Fiberglass for FAA-PMA/STC split Fairings add an "SP" suffix to the kit P/N	SA-0421002-1	Fairing, Strut to Fuselage, LH
		SA-0421002-2	Fairing, Strut to Fuselage, RH
		SA-0522150-3	Fairing, Strut to Wing, LH
		SA-0522150-4	Fairing, Strut to Wing, RH
SA-0523565-2930	Wing Tips 1 2	SA-0523565-29	Tip, Wing, Conical, LH
		SA-0523565-30	Tip, Wing, Conical, RH

Notes:

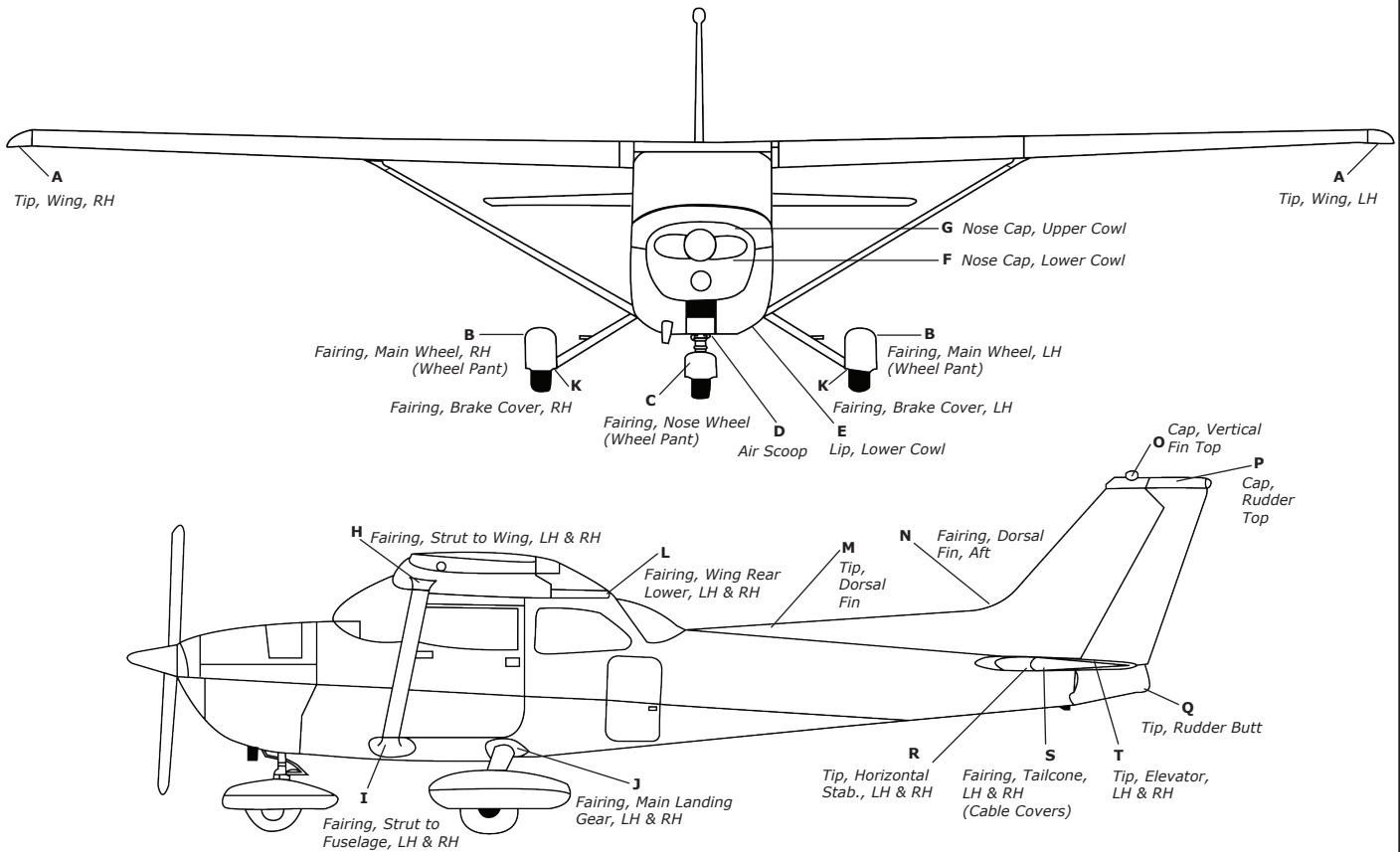
- 1 Add "LL-14V (14 Volt Installation) or LL-28V (28 Volt Installation)" suffix for FAA-PMA/STC wing tips including Quasar LED landing/taxi lights and optimized to accept LED nav/strobe lights. Installation kit including all hardware required for installation of Quasar LED lighted wing tips is included. Kits include shielded wire, all connectors, switches and breaker.
- 2 Add "LED" suffix for FAA-PMA/STC wing tips optimized to accept LED nav/strobe lights.

Exterior Plastic and Fiberglass Cessna



Cessna 170, 172, 175, 177 Series

Exterior Plastic and Fiberglass



170, 170A,B S/N 18000 thru 27169		
Description	Idx	Part Number
Air Scoop	D	GF0552001-16 9 K
Fairing, Strut To Fuslg LH	I	SA-0522150-1SP 8 S
Fairing, Strut To Fuslg RH	I	SA-0522150-2SP 8 S
Lip, Lower Cowl	E	GF55200-00 10 K
Nose Cap, Lower Cowl	F	GF0552002-51 11 K
Nose Cap, Upper Cowl	G	GF0595000-3 11 K
Tip, Wing, Conical, LH	A	SA-0523565-29 8 4 1 S
Tip, Wing, Conical, RH	A	SA-0523565-30 8 4 1 S
Tip, Wing, LH or RH	A	SA-0723615-200 S
Tip, Wing, Hoerner Style	A	11004 (set of two) 10 K
Wing Pos., Light Shield, RH	A	219-4-6 2 A
172, 172A,B,C,D,E,F,G,H,I S/N 28000 thru 17257161		
Description	Idx	Part Number
Air Scoop	D	GF0552001-16 13 K
Cap, Rudder Top	P	28-531006-34-80A 19 T
		K0531006-34 23 K
Cap, Vertical Fin No Beacon Base	O	SA-0531006-34 19 S
		28-531006-33-80A 19 T
Cap, Vert. Fin 2 1/4" Beacon Base	O	SA-0531006-33 19 S
		SA-0531001-36 13 S
Cap, Vert. Fin 3 1/2" Beacon Base	O	28-0531109-180A 25 T
		SA-0531009-1 24 S
Fairing, Main Wheel, LH (Wheel Pant)	B	SA-0531004-3 13 S
		K0741046-203 25 K

Continued on next column

Notes:

- 1 Add "LL-14V or LL-28V" suffix for FAA-PMA/STC wing tips including Quasar LED landing/taxi lights and optimized to accept LED nav/strobe lights. Must purchase as a LH and RH kit. See Lighting section of catalog. Add "LED" suffix for FAA-PMA/STC wing tips optimized to accept LED nav/strobe lights.
- 2 For wings with a conical wing tip
- 3 For kits including LH and RH see page 420
- 4 FAA-PMA/STC approved split fairing for easy install and removal
- 5 Also available as a FAA-PMA/STC approved split Fairing for easy install and removal; add an "SP" suffix to the P/N
- 6 For wings with a conical wing tip
- 7 For a wing with STOL leading edge radius
- 8 S/N 18730 and on
- 9 S/N 19200 and on
- 10 S/N 20267 and on
- 11 S/N 25373 and on
- 12 S/N 28000 thru 36965 only
- 13 S/N 28000 thru 46754 only
- 14 S/N 28000 thru 47746 only
- 17 S/N 28000 thru 17258486 only
- 18 S/N 46518 and on
- 19 S/N 46755 and on
- 20 S/N 17247747 thru 17249085 only
- 21 S/N 17247747 thru 17249544 only
- 22 S/N 17247747 thru 17253392 only
- 23 S/N 17249545 and on
- 24 S/N 17254425 and on
- 25 S/N 17254893 and on

Continued on next page

Cessna 170, 172, 175, 177 Series continued from previous page

Exterior Plastic and Fiberglass

172, 172A,B,C,D,E,F,G,H,I continued			
S/N 28000 thru 17257161			
Description	Idx	Part Number	
Fairing, Main Wheel, RH (Wheel Pant)	B	K0741046-202	25 K
Fairing, Nose Wheel		K0743625-14	25 K
		28-07-LFS	T
Fairing, Strut To Fuslg LH	I	K0522150-1	18 T
		SA-0522150-1	5 S
		28-07-RFS	T
Fairing, Strut To Fuslg RH	I	K0522150-2	18 T
		SA-0522150-2	5 S
Fairing, Strut To Wing, LH	H	K0522150-3	18 T
		SA-0522150-3	5 S
Fairing, Strut To Wing, RH	H	K0522150-4	18 T
		SA-0522150-4	5 S
Fairing Wing Rear Low. LH	L	GF0520006-01	23 K
Fairing Wing Rear Low. RH	L	GF0520006-02	23 K
Fairing, Tailcone (Cable Covers) LH or RH	S	28-18	23 T
		SA-0530011-2	23 S
Lip, Lower Cowl	E	GF55200-00	14 K
Nose Cap, Lower Cowl	F	GF0552002-51	12 K
Nose Cap, Upper Cowl	G	GF0595000-3	12 K
Nose Cap, Skin	N/A	K0552010-17	22 K
Tip, Dorsal Fin	M	28-15	24 T
		220-4-7	23 A
Tip, Elevator, LH	T	28-09-L	23 T
		GF0532001-94	23 K
		SA-0532001-94	23 S
		220-4-8	23 A
Tip, Elevator, RH	T	28-09-R	23 T
		GF0532001-100	23 K
		SA-0532001-100	23 S
Tip, Elevator, LH or RH	T	K0532001-62	20 K
		SA-0532001-62	20 S
		28-21-80A	19 T
Tip, Rudder Butt	Q	K0531006-35	19 K
		K0531104	13 K
		SA-0531104	13 S
		SA-0531006-35	19 S
		K0532001-61	21 K
		SA-0532001-61	21 S
Tip, Horiz Stab., LH or RH	R	28-10	23 T
		GF0532001-00	23 K
		SA-0532001-93	23 S
Tip, Wing, Conical, LH	A	SA-0523565-29	3 T S
Tip, Wing, Conical, RH	A	SA-0523565-30	3 T S
Tip, Wing, Hoerner Style	A	11004 (set of two)	K
Tip, Wing, Sym., LH or RH	A	K0723615-200	17 K
		SA-0723615-200	S
Wing Pos., Light Shield, RH	A	219-4-6	6 A
		28-19-80A	T
		28-04-80A	36 T
Cap, Rudder Top	P	K0533009-1-791	29 K
		K0531006-112	40 K
		SA-0533009-1	29 S
		SA-0531006-112	40 S
		28-24-80A	T
Cap, Vertical Fin	O	28-02	39 T
All with 2 1/4" Beacon Base		GF0531033-1	40 K
		SA-0531003-1	40 S
		SA-0531013-1	35 S

Continued on next column

Continued from previous column

172K,L,M			
S/N 17257162 thru 17267584			
Description	Idx	Part Number	
Fairing, Brake Cover, LH	K	28-08-LBC	37 T
		SA-0541224-1	36 S
Fairing, Brake Cover, RH	K	28-08-RBC	37 T
		SA-0541224-2	36 S
		28-17	27 T
Fairing, Dorsal Fin, Aft	N	K0531012-2	33 K
		SA-0531012-2	34 S
		244-4-9	34 A
Fairing, Landing Gear, LH	J	28-05-LGF	34 T
		SA-1741005-239	34 S
Fairing, Landing Gear, RH	J	28-05-RGF	34 T
		SA-1741005-240	34 S
Fairing, Main Wheel, LH (Wheel Pant)	B	GF0541223-01	37 K
		K0741046-203	26 K
		SA-0541203-1	31 S
		SA-0541223-17	37 S
Fairing, Main Wheel, RH (Wheel Pant)	B	GF0541223-02	37 K
		K0741046-202	26 K
		SA-0541203-2	31 S
		SA-0541223-16	37 S
Fairing, Nose Wheel	C	20-40N-80A	36 T
		GF0543079-00	37 K
		K0743625-14	26 K
		SA-0543065-1	33 S
		SA-0543079-3	38 S
Fairing, Strut To Fuslg, LH	I	28-07-LFS	T
		K0522150-1	T
		SA-0522150-1	5 S

Notes:

- 1 Add "LL-14V or LL-28V" suffix for FAA-PMA/STC wing tips including Quasar LED landing/taxi lights and optimized to accept LED nav/strobe lights. Must purchase as a LH and RH kit. See Lighting section of catalog. Add "LED" suffix for FAA-PMA/STC wing tips optimized to accept LED nav/strobe lights.
- 2 For wings with a conical wing tip
- 3 For kits including LH and RH see page 420
- 4 FAA-PMA/STC approved split fairing for easy install and removal
- 5 Also available as a FAA-PMA/STC approved split Fairing for easy install and removal; add an "SP" suffix to the P/N
- 12 S/N 28000 thru 36965 only
- 13 S/N 28000 thru 46754 only
- 14 S/N 28000 thru 47746 only
- 17 S/N 28000 thru 17258486 only
- 18 S/N 46518 and on
- 19 S/N 46755 and on
- 20 S/N 17247747 thru 17249085 only
- 21 S/N 17247747 thru 17249544 only
- 22 S/N 17247747 thru 17253392 only
- 23 S/N 17249545 and on
- 24 S/N 17254425 and on
- 25 S/N 17254893 and on
- 26 S/N 17257162 thru 17259223 only
- 27 S/N 17257162 thru 17259903 only
- 28 S/N 17257162 thru 17260758 only
- 29 S/N 17257162 thru 17265684 only
- 30 S/N 17259224 thru 17260758 only
- 31 S/N 17259224 thru 17261898 only
- 33 S/N 17259224 thru 17263458 only
- 34 S/N 17259224 and on
- 35 S/N 17259904 and on
- 36 S/N 17260759 and on
- 37 S/N 17261899 and on
- 38 S/N 17263459 and on
- 39 S/N 17265485 and on
- 40 S/N 17265685 and on

Continued on next page

Exterior Plastic and Fiberglass
Cessna



Cessna 170, 172, 175, 177 Series
continued from previous page

Exterior Plastic and Fiberglass

172K,L,M continued		
S/N 17257162 thru 17267584		
Description	Idx	Part Number
Fairing, Strut To Fuslg, RH	I	28-07-RFS T
		K0522150-2 T
		SA-0522150-2 5 S
Fairing, Strut To Wing, LH	H	28-06-LWS 28 T
		28-07-LWS 36 T
		K0522150-3 28 T
		SA-0522150-3 28 5 S
		SA-0523047-1 36 5 S
Fairing, Strut To Wing, RH	H	28-06-RWS 28 T
		28-07-RWS 36 T
		K0522150-4 28 T
		SA-0522150-4 28 5 S
Fairing, Tailcone (Cable Covers) LH or RH	S	SA-0530011-2 S
		GF0520006-01 K
		GF0520006-02 K
Tip, Dorsal Fin	M	28-15 27 T
		28-16 35 T
		SA-0531020-1 34 S
Tip, Elevator, LH	T	28-09-L T
		GF0532001-94 K
		SA-0532001-94 S
Tip, Elevator, RH	T	28-09-R T
		GF0532001-100 K
		SA-0532001-100 S
Tip, Rudder Butt	Q	28-12 T
		GF0531006-80-791 K
		SA-0531006-80 S
Tip, Horiz. Stab., LH or RH	R	SA-0532001-93 S
Tip, Wing, Conical, LH	A	20-51L-80A 28 T
		20-52L-80A 36 T
		GF0523565-29-791 30 K
		GF0723200-5 36 K
		SA-0723200-5 36 3 1 S
Tip, Wing, Conical, RH	A	SA-0523565-29 28 3 1 S
		20-51R-80A 28 T
		20-52R-80A 36 T
		GF052356530-791 30 K
		GF0723200-6 36 K
Tip, Wing, Hoerner Style	A	SA-0723615-200 26 S
		11004 (set of two) 26 K
		SA-0723615-200 26 S
Tip, Wing, Sym., LH or RH	A	SA-0723615-200 26 S
Wing Pos., Light Shield, LH	A	219-4-7 36 7 A
Wing Pos., Light Shield, RH	A	219-4-6 28 6 A
		219-4-8 36 7 A
		28-04-80A 44 T
Cap, Rudder Top	P	K0533155-2 48 K
		K0531006-112 42 K
		SA-0531006-112 44 S
		SA-0533155-2 48 S
Cap, Vertical Fin 2 1/4" Beacon Base	O	28-02 41 T
		GF0531033-1 K
		SA-0531003-1 41 48 S
Fairing, Brake Cover, LH	K	SA-0531033-6 46 S
		28-08-LBC T
Fairing, Brake Cover, RH	K	SA-0541224-1 S
		28-08-RBC T
		SA-0541224-2 S

Continued on next column

Continued from previous column		
172N,P,Q,R,S		
S/N 17267585 thru 172S9999		
Description	Idx	Part Number
Fairing, Dorsal Fin, Aft	N	K0531012-2 K
		SA-0531012-2 S
Fairing, Landing Gear, LH	J	244-4-9 44 A
		28-05-LGF 44 T
		SA-1741005-239 44 S
		SA-1741005-59 48 S
Fairing, Landing Gear, RH	J	28-05-RGF 44 T
		SA-1741005-240 44 S
		SA-1741005-60 48 S
Fairing, Main Wheel, LH (Wheel Pant)	B	GF0541223-01 K
		SA-0541223-17 S
Fairing, Main Wheel, RH (Wheel Pant)	B	GF0541223-02 K
		SA-0541223-16 S
Fairing, Nose Wheel	C	20-40N-80A T
		GF0543079-00 K
		SA-0543079-3 S
Fairing, Strut To Fuslg, LH	I	28-07-LFS T
		K0522150-1 T
		SA-0522150-1 5 S
Fairing, Strut To Fuslg, RH	I	28-07-RFS T
		K0522150-2 T
		SA-0522150-2 5 S
Fairing, Strut To Wing, LH	H	28-07-LWS T
		SA-0523047-1 5 S
		28-07-RWS T
Fairing, Strut To Wing, RH	H	SA-0523047-2 5 S

Notes:

1 Add "LL-14V or LL-28V" suffix for FAA-PMA/STC wing tips including Quasar LED landing/taxi lights and optimized to accept LED nav/strobe lights. Must purchase as a LH and RH kit. See Lighting section of catalog. Add "LED" suffix for FAA-PMA/STC wing tips optimized to accept LED nav/strobe lights.

2 For wings with a conical wing tip

3 For kits including LH and RH see page 420

4 FAA-PMA/STC approved split fairing for easy install and removal

5 Also available as a FAA-PMA/STC approved split Fairing for easy install and removal; add an "SP" suffix to the P/N

6 For wings with a conical wing tip

7 For a wing with STOL leading edge radius

26 S/N 17257162 thru 17259223 only

27 S/N 17257162 thru 17259903 only

28 S/N 17257162 thru 17260758 only

29 S/N 17257162 thru 17265684 only

30 S/N 17259224 thru 17260758 only

31 S/N 17259224 thru 17261898 only

33 S/N 17259224 thru 17263458 only

34 S/N 17259224 and on

35 S/N 17259904 and on

36 S/N 17260759 and on

37 S/N 17261899 and on

38 S/N 17263459 and on

39 S/N 17265485 and on

40 S/N 17265685 and on

41 S/N 17267585 thru 17274009 only

42 S/N 17267585 thru 17275953 only

43 S/N 17267585 thru 17276260 only

44 S/N 17267585 thru 17276654 only

45 S/N 17267585 and on

46 S/N 17274010 thru 17276654 only

47 S/N 17275954 and on

48 S/N 17280001 and on

Continued on next page

Cessna 170, 172, 175, 177 Series continued from previous page

Exterior Plastic and Fiberglass

172N,P,Q,R,S continued S/N 17267585 thru 172S9999		
Description	Idx	Part Number
Fairing, Tailcone (Cable Covers) LH or RH	S	28-18 45 T SA-0530011-2 S
Fairing Wing Rear Low. LH	L	GF0520006-01 44 K
Fairing Wing Rear Low. RH	L	GF0520006-02 44 K 28-16 43 T SA-0531020-1 S
Tip, Dorsal Fin	M	
Tip, Elevator, LH	T	28-09-L T GF0532001-94 K SA-0532001-94 S
Tip, Elevator, RH	T	28-09-R T GF0532001-100 K SA-0532001-100 S
Tip, Rudder Butt	Q	28-11 47 T 28-12 42 T GF053100680-791 42 K K0533155-1 48 K SA-0531006-80 44 S SA-0533155-1 48 S
Tip, Horiz. Stab., LH or RH	D	28-10 47 T GF0532001-00 47 K SA-0532001-93 S
Tip, Wing, LH	A	20-52L-80A T GF0723200-5 45 K SA-0723200-5 45 3 1 S SA-0723205-1 48 S
Tip, Wing, RH	A	20-52R-80A T GF0723200-6 45 K SA-0723200-6 45 3 1 S SA-0723205-2 48 S
Wing Pos., Light Shield, LH	A	219-4-7 7 A
Wing Pos., Light Shield, RH	A	219-4-8 7 A

172RG, FP172, FR172E, FR172K, P172D, R172E,F,G,H,J,K S/N 172RG0001 thru 172RG1191 S/N FP172-0001 thru FP172-0003 S/N FR172-0001 thru FR172-0060 S/N FR17200591 thru FR17200675 S/N P17257120 thru P17257188 S/N R172-0001 thru R1723454		
Description	Idx	Part Number
Cap, Rudder Top	P	28-04-80A 50 T K0531006-34 60 K K0531006-112 61 K SA-0531006-112 55 S
Cap, Vertical Fin All with 2 1/4" Beacon Base	O	GF0531033-1 49 58 K SA-0531003-1 53 S
Fairing, Brake Cover, LH	K	SA-0541224-1 51 S
Fairing, Brake Cover, RH	K	SA-0541224-2 51 S
Fairing, Dorsal Fin, Aft	N	K0531012-2 53 K SA-0531012-2 53 S
Fairing, Landing Gear, LH	J	244-4-9 51 A SA-1741005-239 51 S
Fairing, Landing Gear, RH	J	SA-1741005-240 51 S
Fairing, Main Wheel, LH (Wheel Pant)	B	GF0541223-01 51 K SA-0541223-17 51 S
Fairing, Main Wheel, RH (Wheel Pant)	B	GF0541223-02 51 K SA-0541223-16 51 S
Fairing, Nose Wheel	C	GF0543079-00 51 K SA-0543079-3 51 S
Fairing, Strut To Fuslg, LH	I	K0522150-1 59 T SA-0522150-1 59 5 S
Fairing, Strut To Fuslg, RH	I	K0522150-2 59 T SA-0522150-2 59 5 S

Continued on next column

Continued from previous column

172RG, FP172, FR172E, FR172K, P172D, R172E,F,G,H,J,K cont. S/N 172RG0001 thru 172RG1191 S/N FP172-0001 thru FP172-0003 S/N FR172-0001 thru FR172-0060 S/N FR17200591 thru FR17200675 S/N P17257120 thru P17257188 S/N R172-0001 thru R1723454		
Description	Idx	Part Number
Fairing, Strut To Wing, LH	H	K0522150-3 56 T SA-0523047-1 53 S SA-0522150-3 56 S
Fairing, Strut To Wing, RH	H	K0522150-4 56 T SA-0523047-2 53 S SA-0522150-4 56 S
Fairing, Tailcone (Cable Covers) LH or RH	S	SA-0530011-2 53 S
Fairing Wing Rear Low. LH	L	GF0520006-01 49 K
Fairing Wing Rear Low. RH	L	GF0520006-02 49 K
Tip, Dorsal Fin	M	SA-0531020-1 53 S
Tip, Elevator, LH	T	GF0532001-94 57 K SA-0532001-94 54 S
Tip, Elevator, RH	T	GF0532001-100 57 K SA-0532001-100 54 S
Tip, Rudder Butt	Q	GF053100680-791 55 K K0531006-35 56 K SA-0531006-80 53 S
Tip, Horiz. Stab., LH or RH	R	GF0532001-00 57 K SA-0532001-93 53 S
Tip, Wing, LH	A	20-52L-80A 55 T GF0723200-5 49 51 K SA-0723200-5 55 3 1 S
Tip, Wing, RH	A	20-52R-80A 55 T GF0723200-6 49 51 K SA-0723200-6 55 3 1 S
Tip, Wing, Sym., LH or RH	A	K0723615-200 56 K
Wing Pos., Light Shield, LH	A	219-4-7 7 A
Wing Pos., Light Shield, RH	A	219-4-8 7 A

Notes:

- 1 Add "LL-14V or LL-28V" suffix for FAA-PMA/STC wing tips including Quasar LED landing/taxi lights and optimized to accept LED nav/strobe lights. Must purchase as a LH and RH kit. See Lighting section of catalog. Add "LED" suffix for FAA-PMA/STC wing tips optimized to accept LED nav/strobe lights.
- 2 For wings with a conical wing tip
- 3 For kits including LH and RH see page 420
- 4 FAA-PMA/STC approved split fairing for easy install and removal
- 5 Also available as a FAA-PMA/STC approved split Fairing for easy install and removal; add an "SP" suffix to the P/N
- 6 For wings with a conical wing tip
- 7 For a wing with STOL leading edge radius
- 42 S/N 17267585 thru 17275953 only
- 43 S/N 17267585 thru 17276260 only
- 44 S/N 17267585 thru 17276654 only
- 45 S/N 17267585 and on
- 46 S/N 17274010 thru 17276654 only
- 47 S/N 17275954 and on
- 48 S/N 17280001 and on
- 49 S/N 172RG0001 thru 172RG1178 only
- 50 Model 172RG only
- 51 Model R172K only
- 53 Models 172RG and R172K only
- 54 Models 172RG, R172K and P172D only
- 55 Models 172RG, FR172K and R172K only
- 56 Models FP172 and P172D only
- 57 Models FP172, FR172K, P172 and R172K only
- 58 Models FR172K and R172K only
- 59 Models 172RG, FP172, R172K and P172D only
- 60 Models P172D, FP172, FR172E only

Continued on next page

Cessna 170, 172, 175, 177 Series
continued from previous page

F172D,E,F,G,H,K,L,M,N,P			
S/N F172-0001 thru F17202254			
Description	Idx	Part Number	
Cap, Rudder Top	P	28-04-80A	79 T
		28-0531006-34-80A	63 T
		28-19-80A	73 T
		K0531006-34	63 K
		K0531006-112	79 K
		SA-0531006-34	64 S
		SA-0531006-112	78 S
Cap, Vertical Fin No Beacon Base	O	28-0531006-33-80A	63 T
		SA-0531006-33	66 S
Cap, Vertical Fin 2 1/4" Beacon Base	O	28-0531109-180A	67 T
		28-24-80A	72 T
		GF0531033-1	80 K
		SA-0531013-1	70 S
Fairing, Brake Cover, LH	K	SA-0541224-1	78 S
		Fairing, Brake Cover, RH	SA-0541224-2
Fairing, Dorsal Fin, Aft	N	28-17	72 T
		K0531012-2	K
Fairing, Landing Gear, LH	J	GF0541223-01	78 K
		SA-1741005-239	77 S
Fairing, Landing Gear, RH	J	GF0541223-02	78 K
		SA-1741005-240	77 S
Fairing, Main Wheel, LH (Wheel Pant)	B	K0741046-203	64 K
		SA-0541203-1	76 S
		SA-0541223-17	78 S
Fairing, Main Wheel, RH (Wheel Pant)	B	K0741046-202	64 K
		SA-0541203-2	76 S
		SA-0541223-16	78 S
Fairing, Nose Wheel	C	20-40N-80A	78 T
		GF0543079-00	78 K
		SA-0543065-1	76 S
		SA-0543079-3	78 S
Fairing Wing Rear Low. LH	L	K0522150-1	T
		SA-0522150-1	S
Fairing Wing Rear Low. RH	L	K0522150-2	T
		SA-0522150-2	S
Fairing, Strut To Wing, LH	H	K0522150-3	65 T
		SA-0522150-3	65 S
		SA-0523047-1	78 S
Fairing, Strut To Wing, RH	H	K0522150-4	65 T
		SA-0522150-4	65 S
		SA-0523047-2	78 S
Fairing, Tailcone, (Cable Covers) LH or RH	S	28-18	T
		SA-0530011-2	S
Tip, Dorsal Fin	M	28-15	67 T
		GF0532001-94	K
Tip, Elevator, LH	T	SA-0532001-94	S
		GF0532001-100	K
Tip, Elevator, RH	T	SA-0532001-100	S
		28-21-80A	66 T
Tip, Rudder Butt	Q	K0531006-35	63 K
		GF053100680-791	74 K
		SA-0531006-35	64 S
		SA-0531006-80	71 S
Tip, Horiz. Stab., LH or RH	R	GF0532001-00	K
		SA-0532001-93	S
Tip, Wing, LH	A	20-51L-80A	69 T
		20-52L-80A	78 T
		SA-0523565-29	75 S
		SA-0723200-5	78 S
Tip, Wing, RH	A	20-51R-80A	69 T
		20-52R-80A	78 T
		SA-0523565-30	75 S
		SA-0723200-6	78 S
Tip, Wing, Sym., LH or RH	A	K0723615-200	64 K

Continued on next column

Continued from previous column

175, 175A,B,C

S/N 55001 thru 17557119

Description	Idx	Part Number	
Cap, Rudder Top	P	SA-0531006-34	85 S
Cap, Vertical Fin	O	SA-0531001-36	82 S
No Beacon Base		SA-0531006-33	85 S
Cap, Vertical Fin 3 1/2" Beacon Base	O	SA-0531004-3	82 S
Fairing, Strut To Fuslg, LH	I	28-07-LFS	83 T
		K0522150-1	83 T
Fairing, Strut To Fuslg, RH	I	SA-0522150-1	5 S
		28-07-RFS	83 T
Fairing, Strut To Wing, LH	H	K0522150-2	83 T
		SA-0522150-2	5 S
Fairing, Strut To Wing, RH	H	28-06-LWS	83 T
		K0522150-3	83 T
Fairing, Strut To Wing, RH	H	SA-0522150-3	5 S
		28-06-RWS	83 T
Tip, Elevator, LH or RH	T	K0522150-4	83 T
		SA-0522150-4	5 S
Tip, Rudder Butt	Q	K0532001-62	84 K
		SA-0532001-62	84 S
Tip, Rudder Butt	Q	28-21-80A	85 T
		K0531104	82 K
		SA-0531104	82 S
		SA-0531006-35	85 S

Notes:

- 3 For kits including LH and RH see page 420
- 4 FAA-PMA/STC approved split fairing for easy install and removal
- 5 Also available as a FAA-PMA/STC approved split Fairing for easy install and removal; add an "SP" suffix to the P/N
- 6 For wings with a conical wing tip
- 7 For a wing with STOL leading edge radius
- 49 S/N 172RG0001 thru 172RG1178 only
- 50 Model 172RG only
- 51 Model R172K only
- 53 Models 172RG and R172K only
- 54 Models 172RG, R172K and P172D only
- 55 Models 172RG, FR172K and R172K only
- 56 Models FP172 and P172D only
- 57 Models FP172, FR172K, P172 and R172K only
- 58 Models FR172K and R172K only
- 59 Models 172RG, FP172, R172K and P172D only
- 60 Models P172D, FP172, FR172E only
- 61 Models R172K and 172RG S/N 172RG0001 thru 172RG1134
- 63 S/N F172-0001 thru F172-0559 only
- 64 S/N F172-0001 thru F17200754 only
- 65 S/N F172-0001 thru F17200904 only
- 66 S/N F172-0019 thru F17200754 only
- 67 S/N F172-0320 thru F172-0559 only
- 68 S/N F172-0320 thru F17200754 only
- 69 S/N F172-0320 thru F17200904 only
- 70 S/N F172-0320 thru F17201514
- 71 S/N F172-0320 and on
- 72 S/N F172-0560 thru F17201234 only
- 73 S/N F172-0560 thru F17201384 only
- 74 S/N F172-0560 and on
- 75 S/N F17200755 thru F17200904
- 76 S/N F17200755 thru F17201514
- 77 S/N F17200755 and on
- 78 S/N F17200905 and on
- 79 S/N F17201385 thru F17202208 only
- 80 S/N F17201385 and on
- 81 For kits including LH and RH see page 420
- 82 S/N 55001 thru 56238 only
- 83 S/N 56025 and on
- 84 S/N 56239 thru 17557064 only

Continued on next page

Cessna 170, 172, 175, 177 Series continued from previous page

Exterior Plastic and Fiberglass

175, 175A,B,C continued S/N 55001 thru 17557119		
Description	Idx	Part Number
Tip, Horiz. Stab., LH or RH	R	K0532001-61 85 K
		SA-0532001-61 85 S
Tip, Wing, Conical, LH	A	SA-0523565-29 3 1 S
Tip, Wing, Conical, RH	A	SA-0523565-30 3 1 S
Tip, Wing, Hoerner Style	A	11004 (set of two) K
Tip, Wing, Sym., LH or RH	A	K0723615-200 K
		SA-0723615-200 S
Wing Pos., Light Shield, RH	A	219-4-6 6 A

177, 177A,B, 177RG, F177RG S/N 17700001 thru 17702752 S/N 177RG0001 thru 177RG1366 S/N F177RG0001 thru F177RG0177		
Description	Idx	Part Number

Cap, Rudder Top	P	K1733009-2 K
		SA-1733009-2 91 S
Cap, Vertical Fin	O	SA-1731009-4 91 S
		K1731009-4 91 K
Fairing, Brake, LH	K	SA-0741634-13 87 S
		SA-1741027-1 89 S
Fairing, Brake, RH	K	SA-0741634-14 87 S
		SA-1741027-2 89 S
Fairing, Landing Gear, LH	J	SA-1741005-43 90 S
Fairing, Landing Gear, RH	J	SA-1741005-44 90 S
Fairing, Main Wheel, LH (Wheel Pant)	B	GF0541223-01 89 K
		K0741046-203 90 K
		SA-0541203-1 88 S
Fairing, Main Wheel, RH (Wheel Pant)	B	GF0541223-02 89 K
		K0741046-202 90 K
		SA-0541203-2 88 S

Continued on next column

Manufacturer/Material: **A** Aircraft Development/Fiberglass, **K** Knots 2U/Fiberglass, **S** Stene Aviation/Fiberglass, **T** Texas Aeroplastics/ABS Plastic Parts

Continued from previous column

Fairing, Nose Wheel	C	20-40N-80A 88 T
		GF0543079-00 89 K
		K0743625-14 90 K
		SA-0543065-1 88 S
Tip, Horiz. Stab., LH or RH	R	GF1732024-1-791 K
		SA-1732024-1 91 S
Tip, Wing, LH	A	GF1723005-11 93 K
		SA-1723000-201 86 S
		SA-1723005-11 92 S
Tip, Wing, RH	A	GF1723005-12 93 K
		SA-1723000-200 86 S
		SA-1723005-12 92 S

Notes:

1 Add "LL-14V or LL-28V" suffix for FAA-PMA/STC wing tips including Quasar LED landing/taxi lights and optimized to accept LED nav/strobe lights. Must purchase as a LH and RH kit. See Lighting section of catalog. Add "LED" suffix for FAA-PMA/STC wing tips optimized to accept LED nav/strobe lights.

3 For kits including LH and RH see below

5 Also available as a FAA-PMA/STC approved split Fairing for easy install and removal; add an "SP" suffix to the P/N

82 S/N 55001 thru 56238 only

83 S/N 56025 and on

84 S/N 56239 thru 17557064 only

85 S/N 56239 and on

86 Model 177, 177A S/N 17700001 thru 17701370 only

87 Model 177B, S/N 17701371 thru 17702123 only

88 Model 177B S/N 17701371 and on

89 Model 177B S/N 17702124 and on

90 Model 177,177A,B only

91 Model 177, 177A,B and 177RG only

92 Model 177B and 177RG only

93 Model 177B, 177RG and F177RG

Kits available for 170, 172, 175 and 177 aircraft

Kit P/N	Kit Description	Part Number	Item Description
28-05-80A	Landing Gear Fairing Kit	28-05-LGF	Fairing, Landing Gear, LH
		28-05-RGF	Fairing, Landing Gear, RH
28-06-80A	Strut Fairing Kit, Plastic	28-07-LFS	Fairing, Strut To Fuselage, LH
		28-07-RFS	Fairing, Strut To Fuselage, RH
		28-06-LWS	Fairing, Strut To Wing, LH
		28-06-RWS	Fairing, Strut To Wing, RH
		28-07-LFS	Fairing, Strut To Fuselage, LH
28-07-80A	Strut Fairing Kit, Plastic	28-07-RFS	Fairing, Strut To Fuselage, RH
		28-07-LWS	Fairing, Strut To Wing, LH
		28-07-RWS	Fairing, Strut To Wing, RH
		28-08-LBC	Fairing, Brake Cover, LH
28-08-80A	Brake Cover Fairing Kit	28-08-RBC	Fairing, Brake Cover, RH
		K0522150-1	Fairing, Strut to Fuselage, LH
KPS03	Split Strut Fairing Kit, Plastic	K0522150-2	Fairing, Strut to Fuselage, RH
		K0522150-3	Fairing, Strut to Wing, LH
		K0522150-4	Fairing, Strut to Wing, RH
		SA-0522150-1	Fairing, Strut to Fuselage, LH
SA-0522150-3412	Strut Fairing Kit, Fiberglass dor FAA-PMA/STC split Fairings add an "SP" suffix to the kit P/N	SA-0522150-2	Fairing, Strut to Fuselage, RH
		SA-0522150-3	Fairing, Strut to Wing, LH
		SA-0522150-4	Fairing, Strut to Wing, RH
		SA-0522150-1	Fairing, Strut to Fuselage, LH
SA-0523047-1212	Strut Fairing Kit, Fiberglass for FAA-PMA/STC split Fairings add an "SP" suffix to the kit P/N	SA-0522150-2	Fairing, Strut to Fuselage, RH
		SA-0523047-1	Fairing, Strut to Wing, LH
		SA-0523047-2	Fairing, Strut to Wing, RH
		SA-0523565-29	Tip, Wing, Conical, LH
SA-0523565-2930	Wing Tips 1 2	SA-0523565-30	Tip, Wing, Conical, RH
		SA-0723200-5	Tip, Wing, Conical, LH
SA-0723200-56	Wing Tips 1 2	SA-0723200-6	Tip, Wing, Conical, RH

Kit Notes:

1 Add "LL-14V (14 Volt Installation) or LL-28V (28 Volt Installation)" suffix for FAA-PMA/STC wing tips including Quasar LED landing/taxi lights and optimized to accept LED nav/strobe lights. Installation kit including all hardware required for installation of Quasar LED lighted wing tips is included. Kits include shielded wire, all connectors, switches and breaker.

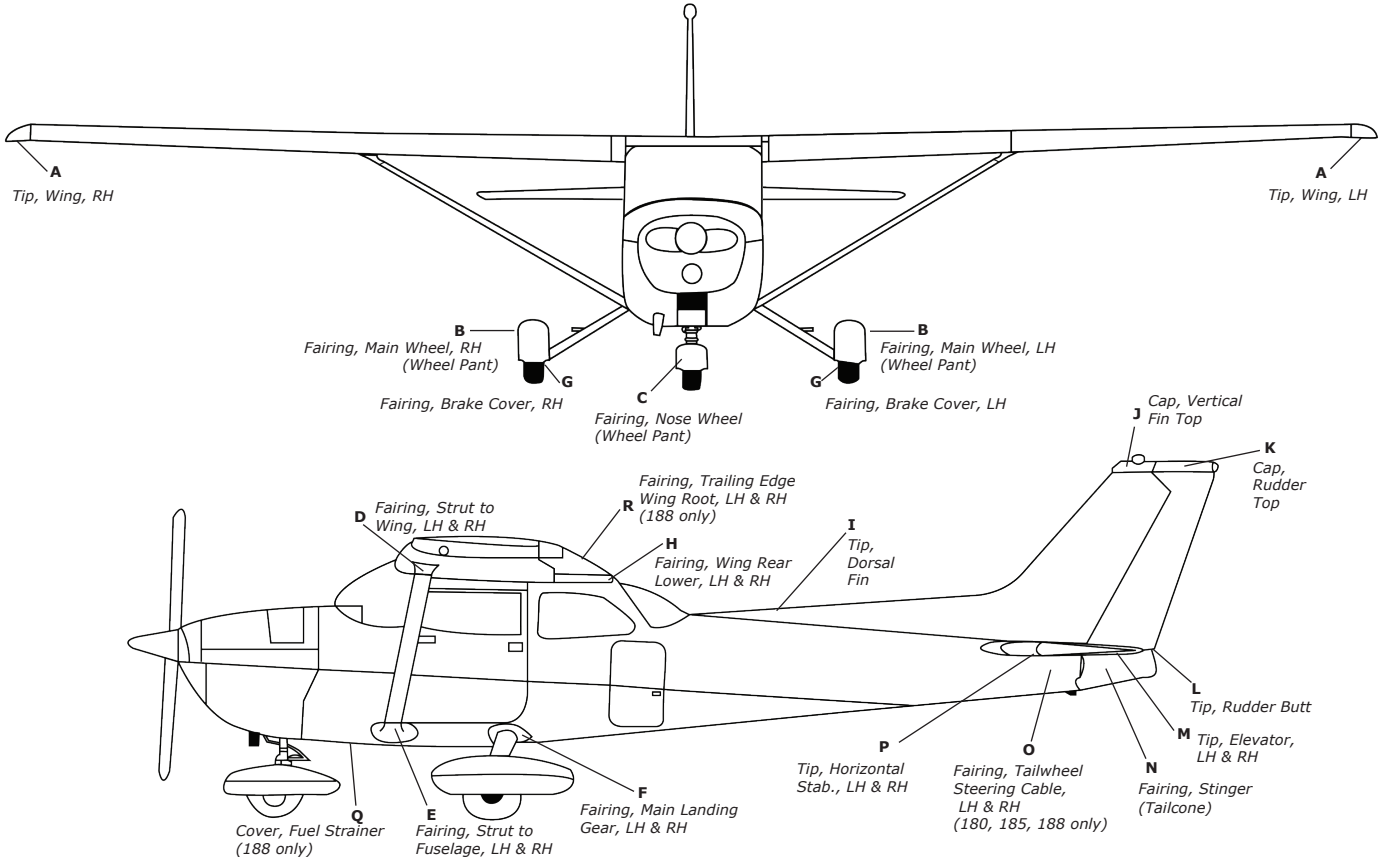
2 Add "LED" suffix for FAA-PMA/STC wing tips optimized to accept LED nav/strobe lights.

Exterior Plastic and Fiberglass Cessna



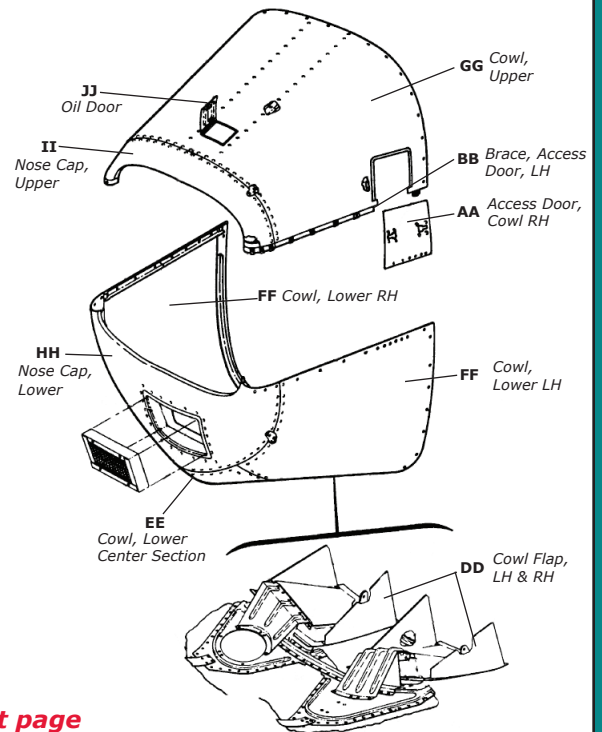
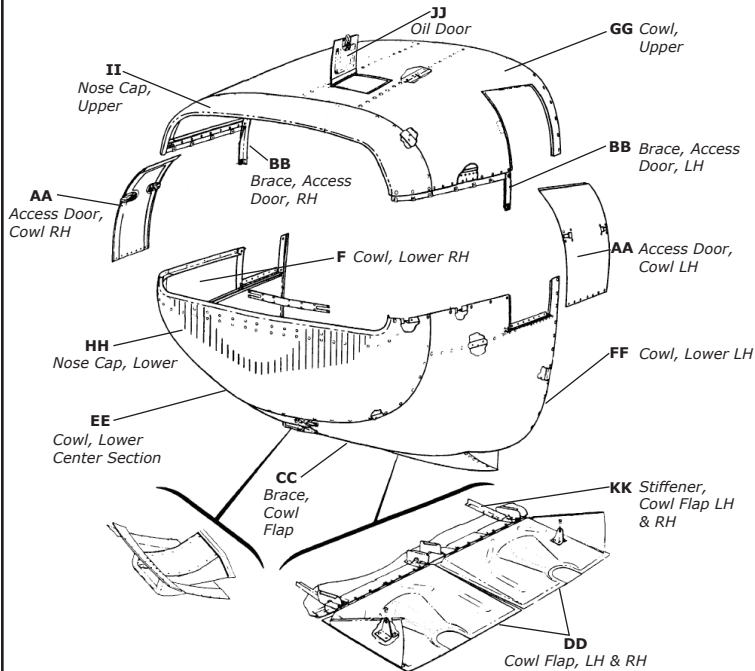
Cessna 180, 182, 185, 188 Series

Exterior Plastic and Fiberglass



Models
180, 180A,B, 182, 182A

Models
180C,D,E,F,G,H,K, 182B,C,D



Eligibility on next page

Cessna 180, 182, 185, 188 Series continued from previous page

Exterior Plastic and Fiberglass

180, 180A,B,C,D,E,F,G,H,J,K S/N 30000 thru 18053203			
Description	Idx	Part Number	
Access Door, Cowl LH	AA	SC180701-1	8 K
		SC180703-1	17 K
		SC180704-1	26 K
Access Door, Cowl RH	AA	SC180702-1	8 K
Brace Access Door, LH	BB	SC180900-1	8 K
Brace Access Door, RH	BB	SC180900-2	8 K
Brace, Cowl Flap	CC	SC180901-2	8 K
Cap, Vertical Fin No Beacon Base	J	SA-0731000-200	22 S
Cap, Vertical Fin 2 1/4" Beacon Base	J	SA-0731019-1	25 S
		SA-0731019-2	31 S
Cap, Vert. Fin 3 1/2" Beacon Base	J	SA-0700031-2	S
Cowl Flap, LH	DD	SC180804-1	18 K
Cowl Flap, RH	DD	SC180805-1	18 K
Cowl Flap, LH Exhst Cutout	DD	SC180800-1	7 K
		SC180802-1	13 K
Cowl Flap, RH Exhst Cutout	DD	SC180801-1	7 K
		SC180803-1	13 K
Cowl, Lower Center Section	EE	SC180501-1	7 K
		SC180502-1	13 K
		SC180504-1	16 K
Cowl, Lower Left (Screws)	FF	SC180401-1	8 K
		SC180403-1	21 K
Cowl, Lower Right (Screws)	FF	SC180402-1	8 K
		SC180404-1	15 K
Cowl, Upper	GG	SC180200-1	8 K
		SC180201-1	15 K
		SC180202-1	19 K
		SC180203-1	24 K
		SC180204-1	26 K
Fairing, Brake Cover, LH	G	SA-0741059-1	S
Fairing, Brake Cover, RH	G	SA-0741059-2	S
Fairing, Main Wheel, LH (Wheel Pant)	B	SA-0741070-1	30 S
Fairing, Main Wheel, RH (Wheel Pant)	B	SA-0741070-2	30 S
Fairing, Stinger (Tailcone)	N	SA-0712400-9	S
Fairing, Strut To Fuslg, LH	E	180-LFS-T	T
		K0723605-1	14 T
		SA-0723605-1	2 S
Fairing, Strut To Fuslg, RH	E	180-RFS-T	T
		K0723605-2	14 T
		SA-0723605-2	2 S
Fairing, Strut To Wing, LH	D	118-4-9	A
		180-LWS	T
		K0723605-3	14 T
		SA-0723605-3	2 S
Fairing, Strut To Wing, RH	D	180-RWS	T
		K0723605-4	14 T
		SA-0723605-4	2 S
Fairing, Tailwhl Strg Cbl LH	O	SA-0712309-9	S
Fairing, Tailwhl Strg Cbl RH	O	SA-0712309-10	S
Nose Cap, Lower (Camloc Air Filter)	HH	SC180604-1	20 K
		SC180605-1	24 K
Nose Cap, Lower (Camloc Landing Light)	HH	SC180606-1	29 K
Nose Cap, Lower (Screws)	HH	SC180601-1	7 K
		SC180602-1	14 K

Continued on next column

180, 180A,B,C,D,E,F,G,H,J,K continued S/N 30000 thru 18053203			
Description	Idx	Part Number	
Nose Cap, Lower (Screws Air Filter)	HH	SC180603-1	15 K
Nose Cap, Upper	II	SC180301-1	7 K
		SC180302-1	13 K
		SC180303-1	15 K
		SC180304-1	20 K
		SC180305-1	26 K
Oil Door	JJ	SC180752-1	26 K
		WAC752000	9 27
Stiffener, Cowl Flap LH	KK	SC180900-3	8 K
Stiffener, Cowl Flap RH	KK	SC180900-4	8 K
Tip, Horiz. Stab., LH or RH	P	31-11	12 T
		SA-0732613-1	S

Notes:

- 2 Also available as a FAA-PMA/STC approved split Fairing for easy install & removal; add "SP" suffix to the P/N
- 3 FAA-PMA/STC approved split Fairing for easy installation and removal
- 4 For kits including LH and RH, see page 427
- 5 For wings with a conical wing tip
- 6 For a wing with STOL leading edge radius
- 7 S/N 30000 thru 32261 only
- 8 S/N 30000 thru 50661 only
- 9 S/N 30000 thru 18051445 only
- 10 S/N 30000 thru 18051774 only
- 11 S/N 30000 thru 18052284 only
- 12 S/N 30000 thru 18052384 only
- 13 S/N 32662 thru 50661 only
- 14 S/N 50386 and on
- 15 S/N 50662 thru 50911 only
- 16 S/N 50662 thru 18051183 only
- 17 S/N 50662 thru 18051445 only
- 18 S/N 50662 and on
- 19 S/N 18050912 thru 18051445
- 20 S/N 18050912 thru 18052284
- 21 S/N 18050912 and on
- 22 S/N 18051184 thru 18052770 only
- 23 S/N 18051184 and on
- 24 S/N 18051446 thru 18052284 only
- 25 S/N 18051446 thru 18052989 only
- 26 S/N 18051446 and on
- 27 S/N 18052176 thru 18052284 only
- 28 S/N 18052285 and on
- 29 S/N 18052385 and on
- 30 S/N 18052771 and on
- 31 S/N 30000 thru 32261 that have been modified with the Kenmore gross weight increase and have the large vertical Fin
- 33 P/N WAC752000 is an aluminum oil door manufactured by McFarlane
- 34 S/N 33000 thru 51556 only
- 35 S/N 33000 thru 52358 only
- 36 S/N 33000 thru 18253598 only
- 37 S/N 33000 thru 18255844 only
- 38 S/N 33000 thru 18259305 only
- 39 S/N 33000 thru 18260055 only
- 40 S/N 51557 thru 53007 only
- 41 S/N 51557 thru 18253598 only
- 42 S/N 51557 and on
- 43 S/N 52359 thru 18257625 only
- 44 S/N 18253008 thru 18253598 only
- 45 S/N 18253599 thru 18257625 only
- 46 S/N 18253599 and on
- 47 S/N 18255845 and on
- 48 S/N 18257626 thru 18260445 only
- 49 S/N 18257626 and on

Continued on next page

Exterior Plastic and Fiberglass Cessna



Cessna 180, 182, 185, 188 Series continued from previous page

180, 180A,B,C,D,E,F,G,H,J,K continued S/N 30000 thru 18053203			
Description	Idx	Part Number	
Tip, Wing, LH	A	20-51L-80A	24 T
		20-52L-80A	28 T
		GF0723200-5	28 K
		SA-0723200-5	28 4 1 S
Tip, Wing, RH	A	20-51R-80A	24 T
		20-52R-80A	28 T
		GF0723200-6	28 K
		SA-0723200-6	28 4 1 S
Tip, Wing, Conical, LH	A	GF0523565-29791	27 K
		SA-0523565-29	27 4 1 S
Tip, Wing, Conical, RH	A	GF0523565-30791	27 K
		SA-0523565-30	27 4 1 S
Tip, Wing, Hoerner Style	A	11004 (set of two)	11 K
Tip, Wing, Sym., LH or RH	A	K0723615-200	10 K
		SA-0723615-200	11 S
Wing Pos., Light Shield, LH	A	219-4-7	28 6 A
Wing Pos., Light Shield, RH	A	219-4-8	28 6 A
182, 182A,B,C,D,E,F,G,H,J,K,L,M,N S/N 33000 thru 18260825			
Description	Idx	Part Number	
Access Door, Cowl LH	AA	SC180701-1	34 K
		SC180703-1	41 K
Access Door, Cowl RH	AA	SC180702-1	34 K
Brace Access Door, LH	BB	SC180900-1	36 K
Brace Access Door, RH	BB	SC180900-2	36 K
Cap, Rudder Top	K	GF0731606-04	46 K
		GF0731606-01	49 K
		SA-0731606-6	49 S
		SA-1231001-2	45 S
Cap, Vertical Fin No Beacon Base	J	GF0731606-03	45 K
		K0731606-1	49 K
		SA-0731606-1	49 S
		SA-0731000-200	35 S
Cap, Vert. Fin Small Beacon Base	J	K0731606-3	49 K
Cap, Vert. Fin 2 1/4" Beacon Base	J	SA-0731019-1	35 S
		SA-0731606-3	49 S
Cap, Vert. Fin 3 1/2" Beacon Base	J	SA-0700031-2	35 S
		SA-1200039-2	43 S
Cowl Flap, LH	DD	SC180804-1	41 K
Cowl Flap, RH	DD	SC180805-1	41 K
Cowl, Lower Center Section	EE	SC180502-2	34 K
		SC180504-1	41 K
Cowl, Lower Left (Screws)	FF	SC180403-1	40 K
Cowl, Lower Left (Screws, No Cowl Flap)	FF	SC180401-2	34 K
Cowl, Lower Right (Screws)	FF	SC180404-1	40 K
Cowl, Lower Right (Screws, No Cowl Flap)	FF	SC180402-2	34 K
		SC180200-1	34 K
Cowl, Upper	GG	SC180201-1	40 K
		SC180202-1	44 K
Fairing, Main Wheel, LH (Wheel Pant)	B	K0741046-203	48 K
		SA-0541203-1	51 S
Fairing, Main Wheel, RH (Wheel Pant)	B	K0741046-202	48 K
		SA-0541203-2	51 S
Fairing, Nose Wheel	C	K0743625-14	48 K
		SA-0543065-1	51 S
Fairing, Stinger (Tailcone)	N	K1212010-19	46 K
		SA-1212010-15	S

Continued on next column

182, 182A,B,C,D,E,F,G,H,J,K,L,M,N continued S/N 33000 thru 18260825			
Description	Idx	Part Number	
Fairing, Strut To Fuslg, LH	E	118-4-17	46 A
		182-LFS	T
		K0723612-3	46 T
		SA-0723605-1	36 2 S
		SA-0723612-3	46 2 S
Fairing, Strut To Fuslg, RH	E	118-4-16	46 A
		182-RFS	T
		K0723612-4	46 T
Fairing, Strut To Wing, LH	D	118-4-9	A
		180-LWS	T
		K0723605-3	42 T
Fairing, Strut To Wing, RH	D	SA-0723605-3	2 S
		180-RWS	T
		K0723605-4	42 T
Nose Cap, Lower (Camloc Air Filter)	HH	SC180604-1	44 K
		Nose Cap, Lower (Screws)	HH

Notes:

- 1 Add "LL-14V or LL-28V" suffix for FAA-PMA/STC wing tips including Quasar LED landing/taxi lights and optimized to accept LED nav/strobe lights. Must purchase as a LH and RH kit. See page 427. Add "LED" suffix for FAA-PMA/STC wing tips optimized to accept LED nav/strobe lights.
- 2 Also available as a FAA-PMA/STC approved split Fairing for easy install & removal; add "SP" suffix to the P/N
- 3 FAA-PMA/STC approved split Fairing for easy installation and removal
- 4 For kits including LH and RH, see page 427
- 5 For wings with a conical wing tip
- 6 For a wing with STOL leading edge radius
- 21 S/N 18050912 and on
- 22 S/N 18051184 thru 18052770 only
- 23 S/N 18051184 and on
- 24 S/N 18051446 thru 18052284 only
- 25 S/N 18051446 thru 18052989 only
- 26 S/N 18051446 and on
- 27 S/N 18052176 thru 18052284 only
- 28 S/N 18052285 and on
- 29 S/N 18052385 and on
- 30 S/N 18052771 and on
- 31 S/N 30000 thru 32261 that have been modified with the Kenmore gross weight increase and have the large vertical fin
- 33 P/N WAC752000 is an aluminum oil door manufactured by McFarlane
- 34 S/N 33000 thru 51556 only
- 35 S/N 33000 thru 52358 only
- 36 S/N 33000 thru 18253598 only
- 37 S/N 33000 thru 18255844 only
- 38 S/N 33000 thru 18259305 only
- 39 S/N 33000 thru 18260055 only
- 40 S/N 51557 thru 53007 only
- 41 S/N 51557 thru 18253598 only
- 42 S/N 51557 and on
- 43 S/N 52359 thru 18257625 only
- 44 S/N 18253008 thru 18253598 only
- 45 S/N 18253599 thru 18257625 only
- 46 S/N 18253599 and on
- 47 S/N 18255845 and on
- 48 S/N 18257626 thru 18260445 only
- 49 S/N 18257626 and on
- 50 S/N 18258686 and on
- 51 S/N 18260056 thru 18260825 only

Continued on next page

Exterior Plastic and Fiberglass

Cessna 180, 182, 185, 188 Series continued from previous page

Exterior Plastic and Fiberglass

182, 182A,B,C,D,E,F,G,H,J,K,L,M,N continued S/N 33000 thru 18260825			
Description	Idx	Part Number	
Nose Cap, Lower (Screws Air Filter)	HH	SC180603-1	40 K
Nose Cap, Upper	II	SC180302-1	34 K
		SC180303-1	40 K
		SC180304-1	44 K
Oil Door (Aluminum)	JJ	WAC752000	37
Tip, Elevator, LH	M	31-10 LEFT	47 T
		GF1234608-01	47 K
		SA-1234608-3	47 S
Tip, Elevator, RH	M	31-10 RIGHT	47 T
		GF1234608-02	47 K
		SA-1234608-4	47 S
Tip, Horiz. Stab., LH or RH	P	31-11	37 T
		31-09	T
		SA-0732613-1	35 S
		GF1232604-1	47 K
Tip, Wing, LH	A	20-51L-80A	51 T
		20-51R-80A	51 T
Tip, Wing, Conical, LH	A	GF0523565-29791	52 K
Tip, Wing, Conical, RH	A	SA-0523565-29	4 1 S
		GF0523565-30791	52 K
Tip, Wing, Hoerner Style	A	SA-0523565-30	4 1 S
Tip, Wing, Sym., LH or RH	A	11004 (set of two)	K
		K0723615-200	39 K
		SA-0723615-200	38 S

182P,Q,R, T182 S/N 18260826 thru 18268586			
Description	Idx	Part Number	
Cap, Rudder Top	K	GF0731606-04	K
		GF0731606-01	55 K
		SA-0731606-6	55 S
		SA-0731606-9	63 S
Cap, Vertical Fin No Beacon Base	J	GF0731606-03	63 K
		K0731606-1	55 K
		SA-0731606-1	55 S
		SA-0731606-10	63 S
Cap, Vert. Fin Small Beacon Base	J	K0731606-3	55 K
		K1231064	63 K
Cap, Vert. Fin 2 1/4" Beacon Base	J	SA-0731606-3	53 S
		SA-1231059-1	58 S
		SA-1231064-1	63 S
Fairing, Brake Cover, LH	G	31-07-LBC	54 T
		31-08-LBC	60 T
		K0741641-19	61 K
		SA-0741634-11	60 S
		SA-0741634-17	54 S
		SA-0741641-15	65 S
Fairing, Brake Cover, RH	G	31-07-RBC	54 T
		31-08-RBC	60 T
		K0741641-18	61 K
		SA-0741634-10	60 S
		SA-0741634-18	54 S
		SA-0741641-14	65 S
Fairing, Gear Leg, LH	F	244-4-1	55 A
		SA-1741005-201	56 S
Fairing, Gear Leg, RH	F	244-4-2	55 A
		SA-1741005-200	56 S
Fairing Land. Gear Strut LH	F	244-4-7	63 A
		31-03-LGF	63 T
		SA-0741052-201	63 S

Continued on next column

182P,Q,R, T182 continued S/N 18260826 thru 18268586			
Description	Idx	Part Number	
Fairing Land. Gear Strut RH	F	244-4-8	63 A
		31-03-RGF	63 T
		SA-0741052-200	63 S
Fairing, Main Wheel, LH (Wheel Pant)	B	GF0541223-01	61 K
		SA-0541223-17	61 S
Fairing, Main Wheel, RH (Wheel Pant)	B	GF0541223-02	61 K
		SA-0541223-16	61 S
Fairing, Nose Wheel	C	20-40N-80A	T
		GF0543079-00	61 K
		SA-0543079-3	61 S
Fairing, Stinger (Tailcone)	N	K1212010-19	K
		SA-1212010-15	S
Fairing, Strut To Fuslg, LH	E	118-4-17	A
		182-LFS	T
		K0723612-3	T
		SA-0723612-3	2 S
Fairing, Strut To Fuslg, RH	E	118-4-16	A
		182-RFS	T
		K0723612-4	T
		SA-0723612-4	2 S

Notes:

- 1 Add "LL-14V or LL-28V" suffix for FAA-PMA/STC wing tips including Quasar LED landing/taxi lights and optimized to accept LED nav/strobe lights. Must purchase as a LH and RH kit. See page 427. Add "LED" suffix for FAA-PMA/STC wing tips optimized to accept LED nav/strobe lights.
- 2 Also available as a FAA-PMA/STC approved split Fairing for easy install & removal; add "SP" suffix to the P/N
- 3 FAA-PMA/STC approved split Fairing for easy installation and removal
- 4 For kits including LH and RH, see page 427
- 5 For wings with a conical wing tip
- 6 For a wing with STOL leading edge radius
- 34 S/N 33000 thru 51556 only
- 35 S/N 33000 thru 52358 only
- 36 S/N 33000 thru 18253598 only
- 37 S/N 33000 thru 18255844 only
- 38 S/N 33000 thru 18259305 only
- 39 S/N 33000 thru 18260055 only
- 40 S/N 51557 thru 53007 only
- 41 S/N 51557 thru 18253598 only
- 42 S/N 51557 and on
- 43 S/N 52359 thru 18257625 only
- 44 S/N 18253008 thru 18253598 only
- 45 S/N 18253599 thru 18257625 only
- 46 S/N 18253599 and on
- 47 S/N 18255845 and on
- 48 S/N 18257626 thru 18260445 only
- 49 S/N 18257626 and on
- 50 S/N 18258686 and on
- 51 S/N 18260056 thru 18260825 only
- 52 S/N 18260446 thru 18260825 only
- 53 S/N 18260826 thru 18261425 only
- 54 S/N 18260826 thru 18263475 only
- 55 S/N 18260826 thru 18264295 only
- 56 S/N 18260826 thru 18265175 only
- 57 S/N 18260826 thru 18267300 only
- 58 S/N 18261426 thru 18264295 only
- 59 S/N 18262466 and on
- 60 S/N 18263476 thru 18265590 only
- 61 S/N 18263476 and on
- 62 S/N 18264296 and on
- 64 S/N 18267301 and on
- 65 S/N 18265176 and on

Continued on next page

Exterior Plastic and Fiberglass Cessna



Cessna 180, 182, 185, 188 Series continued from previous page

Exterior Plastic and Fiberglass

182P,Q,R, T182 continued S/N 18260826 thru 18268586		
Description	Idx	Part Number
Fairing, Strut To Wing, LH	D	118-4-9 ^A
		180-LWS ^T
		K0723605-3 ^T
		SA-0723605-3 ^{2 S}
Fairing, Strut To Wing, RH	D	180-RWS ^T
		K0723605-4 ^T
		SA-0723605-4 ^{2 S}
Tip, Dorsal Fin	I	31-12 ^{59 T}
Tip, Elevator, LH	M	31-10 LEFT ^T
		GF1234608-01 ^K
		SA-1234608-3 ^S
Tip, Elevator, RH	M	31-10 RIGHT ^T
		GF1234608-02 ^K
		SA-1234608-4 ^S
Tip, Horiz. Stab., LH or RH	P	31-09 ^{57 T}
		GF1232604-1 ^{57 K}
		GF1232604-2 ^{64 K}
		SA-1232604-1 ^{57 S}
Tip, Wing, LH	A	20-52L-80A ^T
		GF0723200-5 ^K
		SA-0723200-5 ^{4 1 S}
Tip, Wing, RH	A	20-52R-80A ^T
		GF0723200-6 ^K
		SA-0723200-6 ^{4 1 S}
Wing Pos., Light Shield, LH	A	219-4-7 ^{6 A}
Wing Pos., Light Shield, RH	A	219-4-8 ^{6 A}

182S,T, T182T continued S/N 18280001 thru 18299999 and S/N T18208001 thru T18299999		
Description	Idx	Part Number
Cap, Rudder Top	K	GF0731606-04 ^{66 K} SA-0731606-9 ^S
Cap, Vert. Fin Small Beacon Base	J	K1231064 ^K
Cap, Vert. Fin 2 1/4" Beacon Base	J	SA-0731606-11 ^{66 S}
		SA-1231064-10 ^{67 S}
Fairing, Brake Cover, LH	G	31-08-LBC ^T
		K0741641-19 ^K
		SA-0741641-15 ^{66 S}
Fairing, Brake Cover, RH	G	31-08-RBC ^T
		K0741641-18 ^K
		SA-0741641-14 ^{66 S}
Fairing Land. Gear Strut LH	F	SA-0741052-11 ^S
Fairing Land. Gear Strut RH	F	SA-0741052-12 ^S
Fairing, Main Wheel, LH (Wheel Pant)	B	K0741648-01 ^{67 K}
		GF0541223-01 ^{66 K}
		SA-0541223-17 ^{66 S}
		SA-0741647-1 ^{67 S}
Fairing, Main Wheel, RH (Wheel Pant)	B	K0741648-02 ^{67 K}
		GF0541223-02 ^{66 K}
		SA-0541223-16 ^{66 S}
		SA-0741647-2 ^{67 S}
Fairing, Nose Wheel	C	20-40N-80A ^T
		GF0543079-00 ^{66 K}
		K0743050 ^{67 K}
		SA-0543079-3 ^{66 S}
		SA-0743050-14 ^{67 S}
Fairing, Stinger (Tailcone)	N	K1212010-19 ^K
		SA-1212010-15 ^S

Continued on next column

182S,T, T182T continued S/N 18280001 thru 18299999 and S/N T18208001 thru T18299999		
Description	Idx	Part Number
Fairing, Strut To Fuslg, LH	E	118-4-17 ^{66 A}
		182-LFS ^T
		K0723612-3 ^{66 T}
		SA-0720702-9 ^{67 S} SA-0723612-3 ^{66 2 S}
Fairing, Strut To Fuslg, RH	E	118-4-16 ^{66 A}
		182-RFS ^T
		K0723612-4 ^{66 T}
		SA-0720702-10 ^{67 S} SA-0723612-4 ^{66 2 S}
Fairing, Strut To Wing, LH	D	118-4-9 ^{66 A}
		180-LWS ^T
		K0723605-3 ^{66 T}
		SA-0720702-1 ^{67 S} SA-0723605-3 ^{66 2 S}
Fairing, Strut To Wing, RH	D	180-RWS ^T
		K0723605-4 ^{66 T}
		SA-0720702-2 ^{67 S}
		SA-0723605-4 ^{66 2 S}
Tip, Elevator, LH	M	GF1234608-01 ^{66 K} SA-1234608-3 ^S
Tip, Elevator, RH	M	GF1234608-02 ^{66 K} SA-1234608-4 ^S
Tip, Horiz. Stab., LH or RH	P	GF1232604-2 ^{66 K}
		SA-1232604-2 ^S
Tip, Wing, LH	A	20-52L-80A ^T
		GF0723200-5 ^{66 K}
		SA-0723200-5 ^{66 4 1 S}
		SA-0723205-1 ^{67 S}
Tip, Wing, RH	A	20-52R-80A ^T
		GF0723200-6 ^{66 K}
		SA-0723200-6 ^{66 4 1 S}
		SA-0723205-2 ^{67 S}
Wing Pos., Light Shield, LH	A	219-4-7 ^{66 6 A}
Wing Pos., Light Shield, RH	A	219-4-8 ^{66 6 A}

Notes:

- 1** Add "LL-14V or LL-28V" suffix for FAA-PMA/STC wing tips including Quasar LED landing/taxi lights and optimized to accept LED nav/strobe lights. Must purchase as a LH and RH kit. See page 427. Add "LED" suffix for FAA-PMA/STC wing tips optimized to accept LED nav/strobe lights.
 - 2** Also available as a FAA-PMA/STC approved split Fairing for easy install & removal; add "SP" suffix to the P/N
 - 3** FAA-PMA/STC approved split Fairing for easy installation and removal
 - 4** For kits including LH and RH, see page 427
 - 5** For wings with a conical wing tip
 - 6** For a wing with STOL leading edge radius
 - 57** S/N 18260826 thru 18267300 only
 - 58** S/N 18261426 thru 18264295 only
 - 59** S/N 18262466 and on
 - 60** S/N 18263476 thru 18265590 only
 - 61** S/N 18263476 and on
 - 63** S/N 18264296 and on
 - 64** S/N 18267301 and on
 - 65** S/N 18265176 and on
 - 66** Model 182S only
 - 67** Models 182T, T182T only
- Continued on next page**

Cessna 180, 182, 185, 188 Series

continued from previous page

Exterior Plastic and Fiberglass

A182J,K,L,N, F182P,Q, FR182, R182, TR182		
S/N A182-0001 thru A182-0148		
F18200001 thru F18200169		
FR18200001 thru FR18200070		
R18200001 thru R18202041		
Description	Idx	Part Number
Cap, Rudder Top	K	GF0731606-04 74 K SA-0731606-9 74 S
Cap, Vertical Fin No Beacon Base	J	GF0731606-03 72 K SA-0731606-10 71 S
Cap, Vert. Fin Small Beacon Base	J	K1231064 73 K
Cap, Vert. Fin 2 1/4" Beacon Base	J	SA-1231064-1 74 S
Fairing, Brake Cover, LH	G	K0741641-19 71 K SA-0741641-15 71 S
Fairing, Brake Cover, RH	G	K0741641-18 71 K SA-0741641-14 71 S
Fairing Land. Gear Strut LH	F	SA-0741052-201 71 S
Fairing Land. Gear Strut RH	F	SA-0741052-200 71 S
Fairing, Main Wheel, LH (Wheel Pant)	B	GF0541223-01 71 K K0741046-203 75 K SA-0541223-17 71 S
Fairing, Main Wheel, RH (Wheel Pant)	B	GF0541223-02 71 K K0741046-202 75 K SA-0541223-16 71 S
Fairing, Nose Wheel	C	20-40N-80A 71 T GF0543079-00 71 K K0743625-14 75 K SA-0543079-3 71 S
Fairing, Stinger (Tailcone)	N	K1212010-19 K SA-1212010-15 74 S 118-4-17 77 A 182-LFS T
Fairing, Strut To Fuslg, LH	E	K0723612-3 74 T SA-0720702-9 77 S SA-0723612-3 71 S
Fairing, Strut To Fuslg, RH	E	118-4-16 77 A 182-RFS T K0723612-4 74 T SA-0720702-10 77 S SA-0723612-4 71 S
Fairing, Strut To Wing, LH	D	118-4-9 77 A 180-LWS T K0723605-3 74 T SA-0720702-1 77 S SA-0723605-3 74 2 S
Fairing, Strut To Wing, RH	D	180-RWS T K0723605-4 74 T SA-0720702-2 77 S SA-0723605-4 74 2 S
Tip, Elevator, LH	M	GF1234608-01 73 K SA-1234608-3 74 S
Tip, Elevator, RH	M	GF1234608-02 73 K SA-1234608-4 74 S
Tip, Horiz. Stab., LH or RH	P	GF1232604-1 69 K GF1232604-2 70 K
Tip, Wing, LH	A	20-52L-80A 74 T GF0723200-5 77 K SA-0723200-5 74 4 1 S
Tip, Wing, RH	A	20-52R-80A 74 T GF0723200-6 77 K SA-0723200-6 74 4 1 S
Tip, Wing, Sym., LH or RH	A	K0723615-200 68 K
Wing Pos., Light Shield, LH	A	219-4-7 77 6 A
Wing Pos., Light Shield, RH	A	219-4-8 77 6 A

Continued on next column

185, 185A,B,C,D,E, A185E,F		
S/N 185-0001 thru 18504448		
Description	Idx	Part Number
Cap, Vertical Fin No Beacon Base	J	SA-0742025-1 S
Cap, Vert. Fin 2 1/4" Beacon Base	J	SA-0731019-2 S
Cap, Vert. Fin 3 1/2" Beacon Base	J	SA-0731015-1 S
Fairing, Brake Cover, LH	G	SA-0741059-1 S
Fairing, Brake Cover, RH	G	SA-0741059-2 S
Fairing, Main Wheel, LH (Wheel Pant)	B	SA-0741070-1 83 S
Fairing, Main Wheel, RH (Wheel Pant)	B	SA-0741070-2 83 S
Fairing, Stinger (Tailcone)	N	SA-0712400-9 S
Fairing, Strut To Fuslg, LH	E	180-LFS-T 80 T SA-0723605-1 76 S SA-1227002-3SP 3 S
Fairing, Strut To Fuslg, RH	E	180-RFS-T 80 T SA-0723605-2 76 S SA-1227002-2SP 3 S
Fairing, Strut To Wing, LH	D	180-LWS T SA-0723605-3 76 S SA-1227002-11SP 3 S
Fairing, Strut To Wing, RH	D	180-RWS T SA-0723605-4 76 S SA-1227002-10SP 3 S
Fairing, Tailwheel Strg Cbl LH	O	SA-0712309-9 S
Fairing, Tailwheel Strg Cbl RH	O	SA-0712309-10 S
Tip, Horiz. Stab., LH or RH	P	SA-0732613-3 S
Tip, Wing, LH	A	20-51L-80A 81 T 20-52L-80A 83 T GF0723200-5 K SA-0723200-5 83 4 1 S
Tip, Wing, RH	A	20-51R-80A 81 T 20-52R-80A 83 T GF0723200-6 K SA-0723200-6 83 4 1 S
Tip, Wing, Conical, LH	A	GF0523565-29791 82 K SA-0523565-29 82 4 1 S
Tip, Wing, Conical, RH	A	GF0523565-30791 82 K SA-0523565-30 82 4 1 S
Tip, Wing, Hoerner Style	A	11004 (set of two) 78 K
Tip, Wing, Sym., LH or RH	A	K0723615-200 78 K SA-0723615-200 78 S
Wing Pos., Light Shield, LH	A	219-4-7 83 6 A
Wing Pos., Light Shield, RH	A	219-4-8 83 6 A

Notes:

- 1 Add "LL-14V or LL-28V" suffix for FAA-PMA/STC wing tips including Quasar LED landing/taxi lights and optimized to accept LED nav/strobe lights. Must purchase as a LH and RH kit. See page 427. Add "LED" suffix for FAA-PMA/STC wing tips optimized to accept LED nav/strobe lights.
- 2 Also available as a FAA-PMA/STC approved split Fairing for easy install & removal; add "SP" suffix to the P/N
- 3 FAA-PMA/STC approved split Fairing for easy install and removal
- 4 For kits including LH and RH, see page 427
- 5 For wings with a conical wing tip
- 6 For a wing with STOL leading edge radius
- 66 Model 182S only
- 67 Models 182T, T182T only
- 68 S/N A182-0001 thru A182-0116 only
- 69 S/N 18200001 thru 18201313 only
- 70 S/Ns 18201314 and on and FR18200046 thru FR18200070
- 71 Models F182P,Q only
- 72 Models F182P,Q, FR182 and R182 only
- 73 Models F182P,Q, FR182, R182 and TR182 only
- 74 Models F182P,Q, R182 and TR182 only
- 75 Models A182K,L,N only
- 76 S/N 185-0001 thru 185-0237 only
- 77 S/N 185-0001 thru 185-0967 only
- 78 S/N 185-0001 thru 185-1149 only
- 79 S/N 185-0001 thru 185-1599 only
- 80 S/N 185-0001 thru 18502310 only

Continued on next page

Exterior Plastic and Fiberglass Cessna



Cessna 180, 182, 185, 188 Series continued from previous page

188, 188A,B, A188, A188A,B, T188C S/N 188-0001 thru 18803973			
Description	Idx	Part Number	
Cover, Fuel Strainer	Q	SA-1616036-1	84 S
Fairing, Gear Leg, LH	F	SA-1621410-7	85 S
		SA-1613420-11	87 S
		SA-1613220-23	86 S
Fairing, Gear Leg, RH	F	SA-1621410-8	85 S
		SA-1613420-12	87 S
		SA-1613220-24	86 S
Fairing, Stinger (Tailcone)	N	SA-0712400-9	S
Fairing, Strut Upper, LH	E	SA-1613220-11	87 S
		SA-1620024-1	87 S
Fairing, Strut Upper, RH	E	SA-1613220-12	87 S
		SA-1620024-2	87 S
Fairing, TE Wing Root, LH	R	SA-1600011-1	84 S

Continued on next column

Continued from previous column			
Fairing, TE Wing Root, RH	R	SA-1600011-2	84 S
Tip, Wing, LH	A	20-52L-80A	T
		SA-0723200-5	41 S
Tip, Wing, RH	A	20-52R-80A	T
		SA-0723200-6	41 S

Notes:

1 Add "LL-14V or LL-28V" suffix for FAA-PMA/STC wing tips including Quasar LED landing/taxi lights and optimized to accept LED nav/strobe lights. Must purchase as a LH and RH kit. See below. Add "LED" suffix for FAA-PMA/STC wing tips optimized to accept LED nav/strobe lights.

4 For kits including LH and RH, see below

84 Model T188C not eligible

85 Models 188B and A188B only

86 Models 188A,B and A188A,B only

87 Models 188, 188A, A188, A188A only

Kits available for 180, 182, 185 and 188 aircraft

Kit P/N	Kit Description	Part Number	Item Description
20-51-80A	Conical Wing Tip Kit	20-51L-80A	Tip, Wing, LH
		20-51R-80A	Tip, Wing, RH
20-52-80A	Conical Wing Tip Kit	20-52L-80A	Tip, Wing, LH
		20-52R-80A	Tip, Wing, RH
30-04-80A	Wing Strut Fairing Kit	180-LFS-T	Fairing, Strut To Fuselage, LH
		180-RFS-T	Fairing, Strut To Fuselage, RH
		180-LWS	Fairing, Strut to Wing, LH
		180-RWS	Fairing, Strut to Wing, RH
31-01-80A	Wing Strut Fairing Kit	182-LFS	Fairing, Strut To Fuselage, LH
		182-RFS	Fairing, Strut To Fuselage, RH
		180-LWS	Fairing, Strut to Wing, LH
		180-RWS	Fairing, Strut to Wing, RH
31-03-80A	Landing Gear Fairing Kit	31-03-LGF	Fairing, Land. Gear Strut, LH
		31-03-RGF	Fairing, Land. Gear Strut, RH
31-07-80A	Brake Cover Fairing Kit	31-07-LBC	Fairing, Brake Cover, LH
		31-07-RBC	Fairing, Brake Cover, RH
31-08-80A	Brake Cover Fairing Kit	31-08-LBC	Fairing, Brake Cover, LH
		31-08-RBC	Fairing, Brake Cover, RH
KPS01	Split Strut Fairing Kit, Plastic	K0723612-3	Fairing, Strut to Fuselage, LH
		K0723612-4	Fairing, Strut to Fuselage, RH
		K0723605-3	Fairing, Strut to Wing, LH
		K0723605-4	Fairing, Strut to Wing, RH
KPS02	Split Strut Fairing Kit, Plastic	K0723605-1	Fairing, Strut to Fuselage, LH
		K0723605-2	Fairing, Strut to Fuselage, RH
		K0723605-3	Fairing, Strut to Wing, LH
		K0723605-4	Fairing, Strut to Wing, RH
SA-0523565-2930	Wing Tips ^{1 2}	SA-0523565-29	Tip, Wing, Conical, LH
		SA-0523565-30	Tip, Wing, Conical, RH
SA-0720702-1234	Strut Fairing Kit	SA-0720702-9	Fairing, Strut to Fuselage, LH
		SA-0720702-10	Fairing, Strut to Fuselage, RH
		SA-0720702-1	Fairing, Strut to Wing, LH
		SA-0720702-2	Fairing, Strut to Wing, RH
SA-0723200-56	Wing Tips ^{1 2}	SA-0723200-5	Tip, Wing, Conical, LH
		SA-0723200-6	Tip, Wing, Conical, RH
SA-0723605-1234	Strut Fairing Kit, Fiberglass For FAA-PMA/STC split Fairings add an "SP" suffix to the kit P/N	SA-0723605-1	Fairing, Strut to Fuselage, LH
		SA-0723605-2	Fairing, Strut to Fuselage, RH
		SA-0723605-3	Fairing, Strut to Wing, LH
		SA-0723605-4	Fairing, Strut to Wing, RH
SA-0723612-3434	Strut Fairing Kit, Fiberglass For FAA-PMA/STC split Fairings add an "SP" suffix to the kit P/N	SA-0723612-3	Fairing, Strut to Fuselage, LH
		SA-0723612-4	Fairing, Strut to Fuselage, RH
		SA-0723605-3	Fairing, Strut to Wing, LH
		SA-0723605-4	Fairing, Strut to Wing, RH
SA-1227002-1145SP	Split Strut Fairing Kit, Fiberglass	SA-1227002-3SP	Fairing, Strut to Fuselage, LH
		SA-1227002-2SP	Fairing, Strut to Fuselage, RH
		SA-1227002-11SP	Fairing, Strut to Wing, LH
		SA-1227002-10SP	Fairing, Strut to Wing, RH

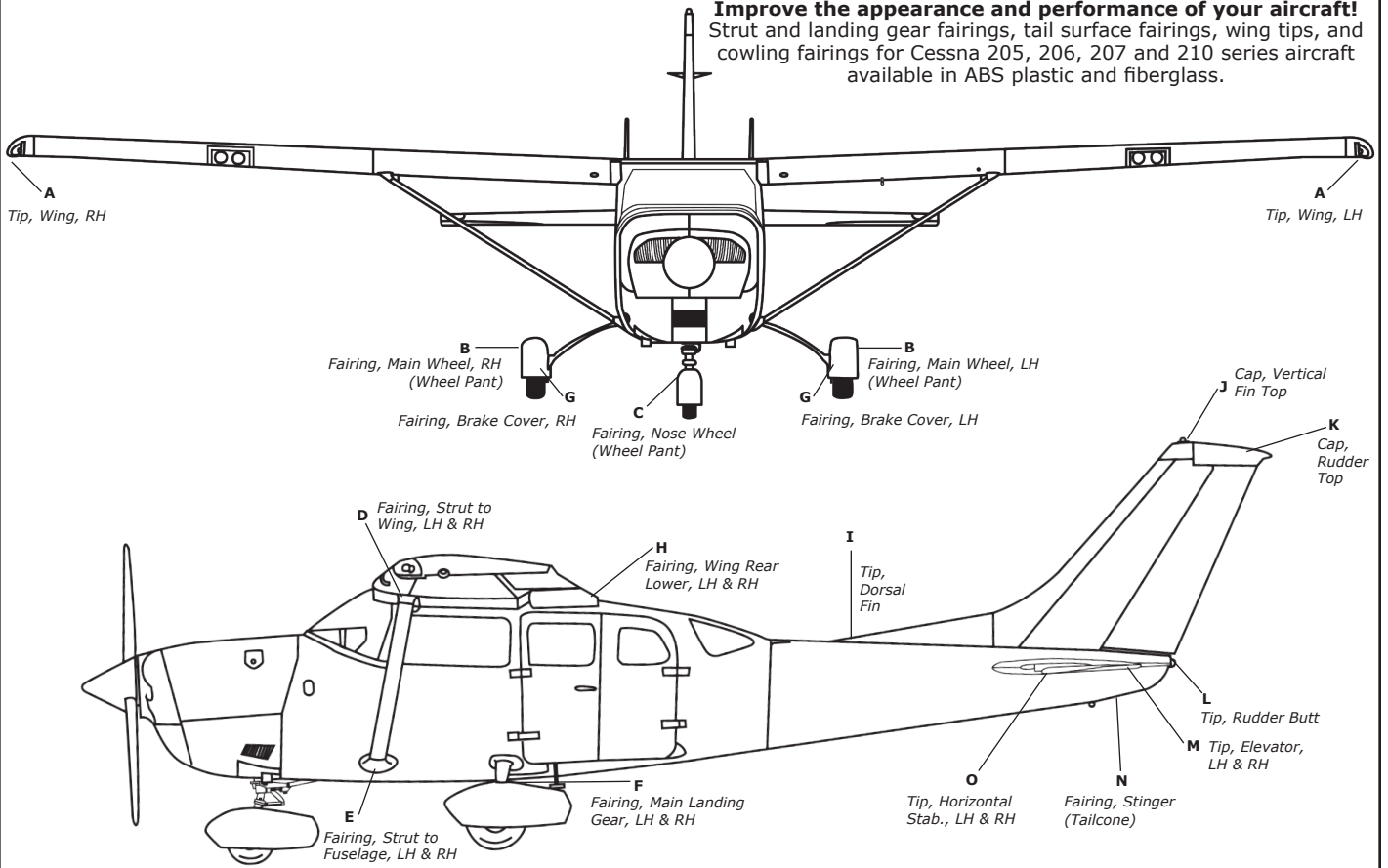
1 Add "LL-14V (14 Volt Installation) or LL-28V (28 Volt Installation)" suffix for FAA-PMA/STC wing tips including Quasar LED landing/taxi lights and optimized to accept LED nav/strobe lights. Installation kit including all hardware required for installation of Quasar LED lighted wing tips is included. Kits include shielded wire, all connectors, switches and breaker.

2 Add "LED" suffix for FAA-PMA/STC wing tips optimized to accept LED nav/strobe lights.

Cessna 205, 206, 207, and 210 Series

Improve the appearance and performance of your aircraft!
Strut and landing gear fairings, tail surface fairings, wing tips, and cowling fairings for Cessna 205, 206, 207 and 210 series aircraft available in ABS plastic and fiberglass.

Exterior Plastic and Fiberglass



210-5(205), 210-5A(205A)
S/N 205-0001 thru 205-0577

Description	Idx	Part Number
Cap, Rudder Top	K	GF0731606-04 SA-0731606-10 SA-1231001-2
Cap, Vertical Fin	J	GF0731606-03
Fairing, Stinger (Tailcone)	N	SA-1212010-14
Fairing, Strut To Fuslg, LH	E	SA-1227401-5
Fairing, Strut To Fuslg, RH	E	SA-1227401-4
Fairing, Strut To Wing, LH	D	SA-1227002-11
Fairing, Strut To Wing, RH	D	SA-1227002-10
Tip, Horiz. Stab., LH or RH	O	SA-0732613-1
Tip, Wing, LH	A	SA-1223000-7
Tip, Wing, RH	A	SA-1223000-8
Wing Pos., Light Shield, RH	A	219-4-6

1 Also available as a FAA-PMA/STC approved split Fairing for easy installation and removal; add an "SP" suffix to the P/N.
2 For wings with a conical wing tip

206, TU206A,B,C,D, U206, U206A,B,C,D
S/N 206-0001 thru 206-0275,
U206-0276 thru U206-1444

Description	Idx	Part Number
Cap, Rudder Top	K	GF0731606-04 GF0731606-01 SA-0731606-6 SA-1231001-2 SA-1233736-1
Cap, Vertical Fin No Beacon Base	J	K0731606-1
Cap, Vertical Fin Small Beacon Base	J	K0731606-3
Cap, Vertical Fin 2 1/4" Beacon Base	J	SA-0731606-3
Fairing, Main Wheel, LH (Wheel Pant)	B	K0741046-203
Fairing, Main Wheel, RH (Wheel Pant)	B	K0741046-202

Eligibility continues in next column

Continued from previous column

Description	Idx	Part Number
Fairing, Nose Wheel	C	K0743625-14
Fairing, Strut To Fuslg, LH	E	SA-1227402-3
Fairing, Strut To Fuslg, RH	E	SA-1227402-4
Fairing, Strut To Wing, LH	D	SA-1227002-11
Fairing, Strut To Wing, RH	D	SA-1227002-10
Fairing, Stinger (Tailcone)	N	GF1212010-00 SA-1212010-14
Tip, Elevator, LH	M	GF1234608-01 K1234640-1 SA-1234608-3 SA-1234640-1
Tip, Elevator, RH	M	GF1234608-02 K1234640-2 SA-1234608-4 SA-1234640-2
Tip, Horiz. Stab., LH or RH	O	GF1232604-1 SA-1232604-1 SA-1232012-1 SA-1232616-1
Tip, Wing, LH	A	SA-1223000-7
Tip, Wing, RH	A	SA-1223000-8

1 Models 206, U206 only
2 Models 206, U206, U206A,B only
3 Models 206, U206, U206A,B,C,D only
4 Models 206, TU206B, U206, U206A, only
5 Models TU206A,B, U206A,B only
6 Models TU206B,C,D, U206B,C,D only
7 Models U206C,D, U206C,D only
8 Models U206B,C,D only
9 Models U206C only
10 S/N U206-0657 thru U206-1389 only
11 S/N U206-1161 thru U206-1444 only
12 Also available as a FAA-PMA/STC approved split Fairing for easy installation and removal; add an "SP" suffix to the P/N.
13 For aircraft with factory float kit option only
14 For wings with a conical wing tip

Eligibility continues in next column

Continued from previous column

Description	Idx	Part Number
Wing Pos., Light Shield, RH	A	219-4-6

P206, P206A,B,C,D,E, TP206A,B,C,D,E
S/N P206-0002 thru P206-0647

Description	Idx	Part Number
Cap, Rudder Top	K	GF0731606-04 GF0731606-01 SA-0731606-6 SA-1231001-2
Cap, Vertical Fin No Beacon Base	J	K0731606-1
Cap, Vertical Fin Small Beacon Base	J	K0731606-3
Cap, Vertical Fin 2 1/4" Beacon Base	J	SA-0731606-3
Fairing, Main Wheel, LH (Wheel Pant)	B	K0741046-203
Fairing, Main Wheel, RH (Wheel Pant)	B	K0741046-202
Fairing, Nose Wheel	C	K0743625-14
Fairing, Strut To Fuslg, LH	E	SA-1227402-3
Fairing, Strut To Fuslg, RH	E	SA-1227402-4
Fairing, Strut To Wing, LH	D	SA-1227002-11
Fairing, Strut To Wing, RH	D	SA-1227002-10
Fairing, Stinger (Tailcone)	N	GF1212010-00 SA-1212010-14
Tip, Elevator, LH	M	GF1234608-01 K1234640-1 SA-1234608-3 SA-1234640-1
Tip, Elevator, RH	M	GF1234608-02 K1234640-2 SA-1234608-4 SA-1234640-2
Tip, Horiz. Stab., LH or RH	O	GF1232604-1 SA-1232604-1 SA-1232012-1 SA-1232616-1

Eligibility continues on next page

Cessna 205, 206, 207, and 210 Series

Continued from previous page

Description	Idx	Part Number
Tip, Wing, LH	A	20-51L-80A 8 T SA-1223000-7 2 T
Tip, Wing, RH	A	20-51R-80A 8 T SA-1223000-8 5
Wing Pos., Light Shield, RH	A	219-4-6 10 A

- 1** Models P206, P206A only
- 2** Models P206, P206A,B only
- 3** Models P206A,B, TP206A,B only
- 4** Models P206B,C,D only
- 5** Models P206B,C,D,E only
- 6** Models P206C,D only
- 7** Models P206C,D,E, TP206C,D,E only
- 8** Models P206D,E, TP206D,E only
- 9** Also available as a FAA-PMA/STC approved split Fairing for easy installation and removal; add an "SP" suffix to the P/N.
- 10** For wings with a conical wing tip

TU206E,F,G, U206E,F,G
S/N U20601445 thru U20607020

Description	Idx	Part Number
Cap, Rudder Top	K	GF0731606-04 5 K
		GF0731606-01 9 K
		SA-0731606-6 8 S
		SA-0731606-9 17 S
		SA-1233736-1 19 S
Cap, Vertical Fin No Beacon Base	J	K0731606-1 9 K
Cap, Vertical Fin Small Beacon Base	J	K0731606-3 9 K K1231064 17 K
Cap, Vertical Fin 2 1/4" Beacon Base	J	SA-0731606-3 8 S SA-1231064-1 17 S
Cap, Vertical Fin 2 1/2" Beacon Base	J	SA-1231059-1 13 S
Fairing, Brake, LH	G	SA-1241113-1 6 S SA-1241232-1 6 S
Fairing, Brake, RH	G	SA-1241113-2 6 S SA-1241232-2 6 S
Fairing, Main Gear, LH	B	GF0541223-01 16 K
		SA-0541203-1 10 S
		SA-0541223-17 16 S
		SA-1241229-1 3 S
Fairing, Main Gear, RH	B	GF0541223-02 16 K
		SA-0541203-2 10 S
		SA-0541223-16 16 S
		SA-1241229-2 3 S
Fairing, Main Wheel, LH (Wheel Pant)	B	K0741046-203 7 K
Fairing, Main Wheel, RH (Wheel Pant)	B	K0741046-202 7 K
Fairing, Nose Wheel	C	20-40N-80A 12 T
		GF0543079-00 16 K
		SA-0543065-1 10 S
		SA-0543079-3 16 S
		SA-1234045-1 3 S
Fairing, Strut To Fuslg, LH	E	SA-1227010-1 3 S SA-1227402-3 1 13 S
Fairing, Strut To Fuslg, RH	E	SA-1227010-2 3 S SA-1227402-4 1 13 S
Fairing, Strut To Wing, LH	D	SA-1227002-11 1 13 S SA-1227005-5 13 S
Fairing, Strut To Wing, RH	D	SA-1227002-10 1 13 S SA-1227005-6 13 S
Fairing, Stinger (Tailcone)	N	GF1212010-00 K SA-1212010-14 5
Tip, Elevator, LH	M	K1234640-1 K SA-1234640-1 9 S
Tip, Elevator, RH	M	K1234640-2 K SA-1234640-2 9 S
Tip, Horiz. Stab., LH or RH	O	GF1232012-1 3 K SA-1232012-1 5
Tip, Wing, LH	A	20-51L-80A 4 T
		20-52L-80A 2 T
		GF0723200-5 3 K
		SA-0723200-5 3 12 23 S

Eligibility continues in next column

Continued from previous column

Description	Idx	Part Number
Tip, Wing, RH	A	20-51R-80A 4 T
		20-52R-80A 2 T
		GF0723200-6 3 K SA-0723200-6 3 12 23 S
Tip, Wing, Conical, LH	A	GF0523565-29791 11 K SA-0523565-29 11 22 23 S
Tip, Wing, Conical, RH	A	GF0523565-30791 11 K SA-0523565-30 11 22 23 S
Wing Pos., Light Shield, LH	A	219-4-7 3 21 A
Wing Pos., Light Shield, RH	A	219-4-6 4 20 A 219-4-8 3 21 A

- 1** Models TU206E,U206E only
- 2** Models TU206F, U206F only
- 3** Models TU206F,G, U206F,G only
- 4** Model U206E only
- 5** Models U206E,F,G only
- 6** Model U206G only
- 7** S/N U20601445 thru U20601587 only
- 8** S/N U20601445 thru U20601905 only
- 9** S/N U20601445 thru U20603020 only
- 10** S/N U20601588 thru U20602199 only
- 11** S/N U20601605 thru U20601700 only
- 12** S/N U20601701 thru U20603521 only
- 13** S/N U20601906 thru U20603020 only
- 14** S/N U20602200 and On
- 15** S/N U20602576 and On
- 16** S/N U20602580 and On
- 17** S/N U20603021 and On

10 Also available as a FAA-PMA/STC approved split Fairing for easy installation and removal; add an "SP" suffix to the P/N.

- 19** For aircraft with factory float kit option only
- 20** For wings with a conical wing tip
- 21** For a wing with STOL leading edge radius
- 22** For kits including LH and RH, see page 431.
- 23** Add "LL-14V or LL-28V" suffix for FAA-PMA/STC wing tips including Quasar LED landing/taxi lights and optimized to accept LED nav/strobe lights. Must purchase as a LH and RH kit. See page 431.
- 24** Add "LED" suffix for FAA-PMA/STC wing tips optimized to accept LED nav/strobe lights.

206H, T206H
S/N 20608001 thru 20699999, T20608001 thru T20699999

Description	Idx	Part Number
Cap, Rudder Top	K	SA-0731606-9 5
Cap, Vertical Fin 2 1/4" Beacon Base	J	SA-0731606-11 5
Cap, Vertical Fin 2 1/2" Beacon Base	J	K1231064 K
Fairing, Main Gear, LH	B	GF0541223-01 2 K
		SA-0541223-17 5
		SA-1241229-1 5
Fairing, Main Gear, RH	B	GF0541223-02 2 K
		SA-0541223-16 5
		SA-1241229-2 5
Fairing, Nose Wheel	C	SA-0543079-3 5 SA-1243045-12 6 S
Fairing, Strut To Fuslg, LH	E	SA-1227010-1 5
Fairing, Strut To Fuslg, RH	E	SA-1227010-2 5
Fairing, Strut To Wing, LH	D	SA-1227005-5 5
Fairing, Strut To Wing, RH	D	SA-1227005-6 5
Fairing, Stinger (Tailcone)	N	GF1212010-00 K SA-1234640-1 K SA-1234640-3 S
Tip, Elevator, LH	M	K1234640-2 K SA-1234640-4 S
Tip, Elevator, RH	M	K1234640-2 K SA-1234640-4 S
Tip, Horiz. Stab., LH or RH	O	SA-1232012-1 5
Tip, Wing, LH	A	GF0723200-5 K SA-0723200-5 1 3 S SA-0723205-1 5
Tip, Wing, RH	A	GF0723200-6 K SA-0723200-6 1 3 S SA-0723205-2 5
Wing Pos., Light Shield, LH	A	219-4-7 4 A
Wing Pos., Light Shield, RH	A	219-4-8 4 A

- 1** S/N 206-08001 thru 20608361 and T20608001 thru T20608361 only
- 2** Model T206H only
- 3** For kits including LH and RH see page 431.
- 4** For a wing with STOL leading edge radius
- 5** Add "LL-14V or LL-28V" suffix for FAA-PMA/STC wing tips including Quasar LED landing/taxi lights and optimized to accept LED nav/strobe lights. Must purchase as a LH and RH kit. See page 431. Add "LED" suffix for FAA-PMA/STC wing tips optimized to accept LED nav/strobe lights.
- 6** Heavy Duty

Eligibility continues on next column

Continued from previous column

207, 207A, T207, T207A
S/N 20700001 thru 20700788

Description	Idx	Part Number
Cap, Rudder Top	K	GF0731606-04 8 K
		GF0731606-01 4 K
		SA-0731606-6 4 S
		SA-0731606-9 8 S
Cap, Vertical Fin No Beacon Base	J	K0731606-1 4 K
Cap, Vertical Fin Small Beacon Base	J	K0731606-3 4 K K1231064 8 K
Cap, Vertical Fin 2 1/4" Beacon Base	J	SA-0731606-3 2 S SA-1231064-1 8 S
Cap, Vertical Fin 2 1/2" Beacon Base	J	SA-1231059-1 6 S
Fairing, Brake, LH	G	SA-1241228-1 8 S
Fairing, Brake, RH	G	SA-1241228-2 8 S
Fairing, Gear Leg, LH	F	SA-1241217-1 5
Fairing, Gear Leg, RH	F	SA-1241217-2 5
Fairing, Main Gear, LH	B	GF0541223-01 8 K
Fairing, Main Gear, RH	B	GF0541223-02 8 K
Fairing, Nose Wheel	C	GF0543079-00 8 K
		K0743625-14 5 K SA-0543079-3 5 S
Fairing, Stinger (Tailcone)	N	GF1212010-00 K SA-1212010-14 5
Fairing, Strut To Fuslg, LH	E	SA-1227010-1 5
Fairing, Strut To Fuslg, RH	E	SA-1227010-2 5
Fairing, Strut To Wing, LH	D	SA-1227011-5 5
Fairing, Strut To Wing, RH	D	SA-1227011-6 5
Tip, Elevator, LH	M	K1234640-1 K SA-1234640-1 9 S
Tip, Elevator, RH	M	K1234640-2 K SA-1234640-2 9 S
Tip, Horiz. Stab., LH or RH	O	GF1232012-1 K SA-1232012-1 9 S
Tip, Wing, LH	A	20-51L-80A 5 T
		SA-1223000-7 1 S
		SA-0523565-29 7 11 12 S
Tip, Wing, RH	A	20-51R-80A 5 T
		SA-1223000-8 1 S
		SA-0523565-30 7 11 12 S
Tip, Wing, Conical, LH	A	GF0523565-29791 7 K
Tip, Wing, Conical, RH	A	GF0523565-30791 7 K
Wing Pos., Light Shield, RH	A	219-4-6 11 7 A

210, 210A, B, C, D, E, F
S/N 57001 thru 21058818

Description	Idx	Part Number
Cap, Rudder Top	K	GF0731606-04 K SA-1231001-2 5
Cap, Vertical Fin	J	GF0731606-03 K 34-01-01-LFS 1 T 34-01-23-LFS 4 T SA-1227002-3 1 S SA-1227401-3 4 S SA-1227402-1 5 S SA-1227402-3 7 S
Fairing, Strut To Fuslg, LH	E	34-01-01-RFS 1 T 34-01-23-RFS 4 T SA-1227002-2 1 S SA-1227401-2 4 S SA-1227402-2 5 S SA-1227402-4 7 S

Eligibility continues in next page

Cessna 205, 206, 207, and 210 Series

Exterior Plastic and Fiberglass

Continued from previous page

Fairing, Strut To Wing, LH	D	34-01-05-LWS	3 T
		SA-1227002-11	6 S
		SA-1227002-5	2 S
Fairing, Strut To Wing, RH	D	34-01-05-RWS	3 T
		SA-1227002-10	6 S
		SA-1227002-4	2 S
Fairing, Stinger (Tailcone)	N	SA-1212010-14	5
Tip, Elevator, LH	M	GF1234608-01	K
		SA-1234608-3	6 S
Tip, Elevator, RH	M	GF1234608-02	K
		SA-1234608-4	6 S
Tip, Horiz. Stab., LH or RH	O	SA-0732613-1	2 S
		GF1232604-1	6 K
		SA-1232604-1	6 S
Tip, Wing, Hoerner Style	A	11004 (set of two)	K
Tip, Wing, LH	A	SA-1223000-7	2 S
Tip, Wing, RH	A	SA-1223000-8	2 S

1 Models 210, 210A only
 2 Models 210, 210A,B,C only
 3 Models 210, 210A,B,C,D,E only
 4 Models 210B,C only
 5 Models 210D,E only
 6 Models 210D,E,F only
 7 Model 210F only

T210F,G,H,J,K,L,M,N,R
 S/N 21058819 thru 21065009

Description	Idx	Part Number	
Cap, Rudder Top	K	GF0731606-04	9 K
		GF0731606-01	1 K
		SA-0731606-6	5 S
		SA-0731606-9	9 S
Cap, Vertical Fin No Beacon Base	J	GF0731606-03	11 K
		K0731606-1	1 K
		SA-0731606-1	5 S
		SA-0731606-10	10 S
Cap, Vertical Fin Small Beacon Base	J	K0731606-3	1 K
		K1231064	11 K
Cap, Vertical Fin 2 1/4" Beacon Base	J	SA-0731606-3	4 S
		SA-1231064-1	10 S
Cap, Vertical Fin 2 1/2" Beacon Base	J	SA-1231059-1	8 S

Eligibility continues in next column

Continued from previous column

Fairing, Stinger (Tailcone)	N	GF1212010-00	7 K
		SA-1212010-14	5
Tip, Elevator, LH	M	K1234640-1	K
		SA-1234640-1	2 S
Tip, Elevator, RH	M	K1234640-2	K
		SA-1234640-2	2 S
Tip, Horiz. Stab., LH or RH	O	SA-1232012-1	2 S
		GF1232012-1	3 K
Tip, Wing, LH	A	SA-1221111-203	6 S
Tip, Wing, RH	A	SA-1221111-202	6 S

1 S/N 21058819 thru 21061573 only
 2 S/N 21058819 thru 21064897 only
 3 S/N 21059038 thru 21064897 only
 4 S/N 21059200 thru 21059719 only
 5 S/N 21059200 thru 21061039 only
 6 S/N 21059200 thru 21064897 only
 7 S/N 21059200 and On
 8 S/N 21059503 thru 21061573 only
 9 S/N 21059503 and On
 10 S/N 21061040 thru 21064135 only
 11 S/N 21061040 and On

P210N,R
 S/N P21000001 thru P21000874

Description	Idx	Part Number	
Cap, Rudder Top	K	GF0731606-04	K
Cap, Vertical Fin No Beacon Base	J	GF0731606-03	K
Cap, Vertical Fin Small Beacon Base	J	K1231064	K
Fairing, Stinger (Tailcone)	N	GF1212010-00	K
		SA-1212010-14	5
Tip, Elevator, LH	M	K1234640-1	K
		SA-1234640-1	1 S
Tip, Elevator, RH	M	K1234640-2	K
		SA-1234640-2	1 S
Tip, Wing, LH	A	SA-1221111-203	1 S
Tip, Wing, RH	A	SA-1221111-202	1 S

1 Model P210N only

Eligibility continues in next column

Continued from previous column

T210F,G,H,J,K,L,M,N,R
 S/N T210-0001 thru T210-0454

Description	Idx	Part Number	
Cap, Rudder Top	K	GF0731606-04	9 K
		GF0731606-01	2 K
		SA-1231001-2	1 S
Cap, Vertical Fin No Beacon Base	J	GF0731606-03	1 K
		K0731606-1	2 K
Cap, Vertical Fin Small Beacon Base	J	K0731606-3	2 K
		K1231064	1 K
Cap, Vertical Fin 2 1/2" Beacon Base	J	SA-1231059-1	10 S
Fairing, Stinger (Tailcone)	N	GF1212010-00	8 K
		SA-1212010-14	5
Tip, Elevator, LH	M	GF1234608-01	1 K
		K1234640-1	4 K
		SA-1234608-3	1 S
		SA-1234640-1	3 S
Tip, Elevator, RH	M	GF1234608-02	1 K
		K1234640-2	4 K
		SA-1234608-4	1 S
		SA-1234640-2	3 S
Tip, Horiz. Stab., LH or RH	O	SA-1232012-1	3 S
		GF1232604-1	1 K
		SA-1232604-1	1 S
Tip, Wing, LH	A	SA-1221111-203	7 S
		SA-1221111-202	7 S

1 Models T210F only
 2 Models T210G,H,J,K,L only
 3 Models T210G,H,J,K,L,M,N only
 4 Models T210G,H,J,K,L,M,N,R only
 5 S/N T210-0382 thru T210-0454 only
 6 Models T210H,J,K,L,M,N only
 7 Models T210K,L,M,N only
 8 Models T210K,L,M,N,R only
 9 Models T210L,M,N,R only
 10 Model T210L only

Manufacturer/Material: **A** Aircraft Development/Fiberglass, **K** Knots 2U/Fiberglass, **S** Stene Aviation/Fiberglass, **T** Texas Aeroplastics/ABS Plastic Parts

Cessna 310, 336, and 337 Series



310, 310P

Description	Part Number	
Cap, Nose, Left	GF0851119-1	1 K
Cap, Nose, Right	GF0851119-2	1 K
Fairing, Stinger (Tailcone)	GF0831372-1	2 K
Tip, Stabilizer, Left or Right	GF0832115-1	2 K

1 Model 310P S/N 310P0001 thru 310P0094 only
 2 Model 310 only

336, 337, 337A,B,C,D,E,F,G,H, F337E,F,G,H, FT337E,F, P337H, T337G

Description	Part Number	
Fairing, Strut To Fuslg, LH	33-06-LFS	1 T
	SA-1412251-3	5 S
	SA-1521002-1	6 S
Fairing, Strut To Fuslg, RH	33-06-RFS	1 T
	SA-1412251-4	5 S
	SA-1521002-2	6 S
Fairing, Strut To Wing, LH	33-06-LWS	1 T
	SA-1421001-5	5 S
	SA-1521002-3	6 S
Fairing, Strut To Wing, RH	33-06-RWS	1 T
	SA-1421001-6	5 S
	SA-1521002-4	6 S
Tip, Rudder	GF1431001-8	2 K
	SA-1431001-8	6 S
Tip Vertical Fin, Lower	GF1431001-11	2 K
	SA-1431001-11	6 S
Tip, Vertical Fin, Upper	GF1531003-9	3 K
	SA-1531003-9	6 S
Tip, Vertical Fin, Upper LH	GF1431001-10	4 K
Tip, Wing, LH	SA-1520008-23	6 S
Tip, Wing, RH	SA-1520008-24	6 S

1 337, 337A,B,C,D,E,F only
 2 336, 337, 337A,B,C,D,F,G,H, F337E,F,G,H, FT337E,F,P337H,T337G only
 3 337G,H, F337G, P337H,T337G only
 4 336, 337, F337E,F,G,H, FT337E,F, P337H, T337G only
 5 337E,F, T337E,F only
 6 337G,H, T337H only

Manufacturer/Material: **A** Aircraft Development/Fiberglass, **K** Knots 2U/Fiberglass, **S** Stene Aviation/Fiberglass, **T** Texas Aeroplastics/ABS Plastic Parts

Cessna 205, 206, 207, 210, 340, 401 and 402 Series



340, 401, 401A,B, 402, 402A,B,C	
Description	Part Number
Tip, Stabilizer, Left or Right	GF0832115-1

Kits available for 205, 206, 207 and 210 aircraft			
Kit P/N	Kit Description	Part Number	Item Description
20-51-80A	Conical Wing Tip Kit	20-51L-80A	Tip, Wing, LH
		20-51R-80A	Tip, Wing, RH
20-52-80A	Conical Wing Tip Kit	20-52L-80A	Tip, Wing, LH
		20-52R-80A	Tip, Wing, RH
SA-0523565-2930	Wing Tips 1 2	SA-0523565-29	Tip, Wing, Conical, LH
		SA-0523565-30	Tip, Wing, Conical, RH
SA-0723200-56	Wing Tips 1 2	SA-0723200-5	Tip, Wing, LH
		SA-0723200-6	Tip, Wing, RH
SA-1227010-1256	Strut Fairing Kit, Fiberglass	SA-1227010-1	Fairing, Strut to Fuselage, LH
		SA-1227010-2	Fairing, Strut to Fuselage, RH
		SA-1227005-5	Fairing, Strut to Wing, LH
		SA-1227005-6	Fairing, Strut to Wing, RH
SA-1227010-5612	Strut Fairing Kit, Fiberglass	SA-1227010-1	Fairing, Strut to Fuselage, LH
		SA-1227010-2	Fairing, Strut to Fuselage, RH
		SA-1227011-5	Fairing, Strut to Wing, LH
		SA-1227011-6	Fairing, Strut to Wing, RH
SA-1227401-2345	Strut Fairing Kit, Fiberglass For FAA-PMA/STC split Fairings add an "SP" suffix to the kit P/N.	SA-1227401-5	Fairing, Strut to Fuselage, LH
		SA-1227401-4	Fairing, Strut to Fuselage, RH
		SA-1227002-11	Fairing, Strut to Wing, LH
		SA-1227002-10	Fairing, Strut to Wing, RH
SA-1227402-3456	Strut Fairing Kit, Fiberglass For FAA-PMA/STC split Fairings add an "SP" suffix to the kit P/N.	SA-1227402-3	Fairing, Strut to Fuselage, LH
		SA-1227402-4	Fairing, Strut to Fuselage, RH
		SA-1227002-11	Fairing, Strut to Wing, LH
		SA-1227002-10	Fairing, Strut to Wing, RH

1 Add "LL-14V (14 Volt Installation) or LL-28V (28 Volt Installation)" suffix for FAA-PMA/STC wing tips including Quasar LED landing/taxi lights and optimized to accept LED nav/strobe lights. Installation kit including all hardware required for installation of Quasar LED lighted wing tips is included. Kits include shielded wire, all connectors, switches and breaker.
 2 Add "LED" suffix for FAA-PMA/STC wing tips optimized to accept LED nav/strobe lights.

Exterior Plastic and Fiberglass

Commander 112/114 Series

Vertical Fin Tip

112 S/N 126 thru 499
 112B S/N 500 and Up
 112TC S/N 13000 thru 13149
 112TCA S/N 13150 and Up
 114, 114A,B,
 114TC S/N 14000-14624
 P/N GF44300-3



Tailcone Stinger

114
 P/N GF43367-210



Dorsal Fin Tip

112, 114 Series
 P/N GF43650-501



Stabilator Tip

112,A,B,TC,TCA
 114
 P/N GF44324-400
 Fits left or right.



Rudder Tip

112 S/N 126 thru 499
 112B S/N 500 and Up
 112TC S/N 13000 thru 13149
 112TCA S/N 13150 and Up
 114,A,B
 P/N GF44233-11



Wing Tips

112, 112A, 114
 P/N GF142242-17 (Left)
 P/N GF142242-18 (Right)
 112B, 112TC, 112TCA
 P/N GF175009-3 (Left)
 P/N GF175009-8 (Right)

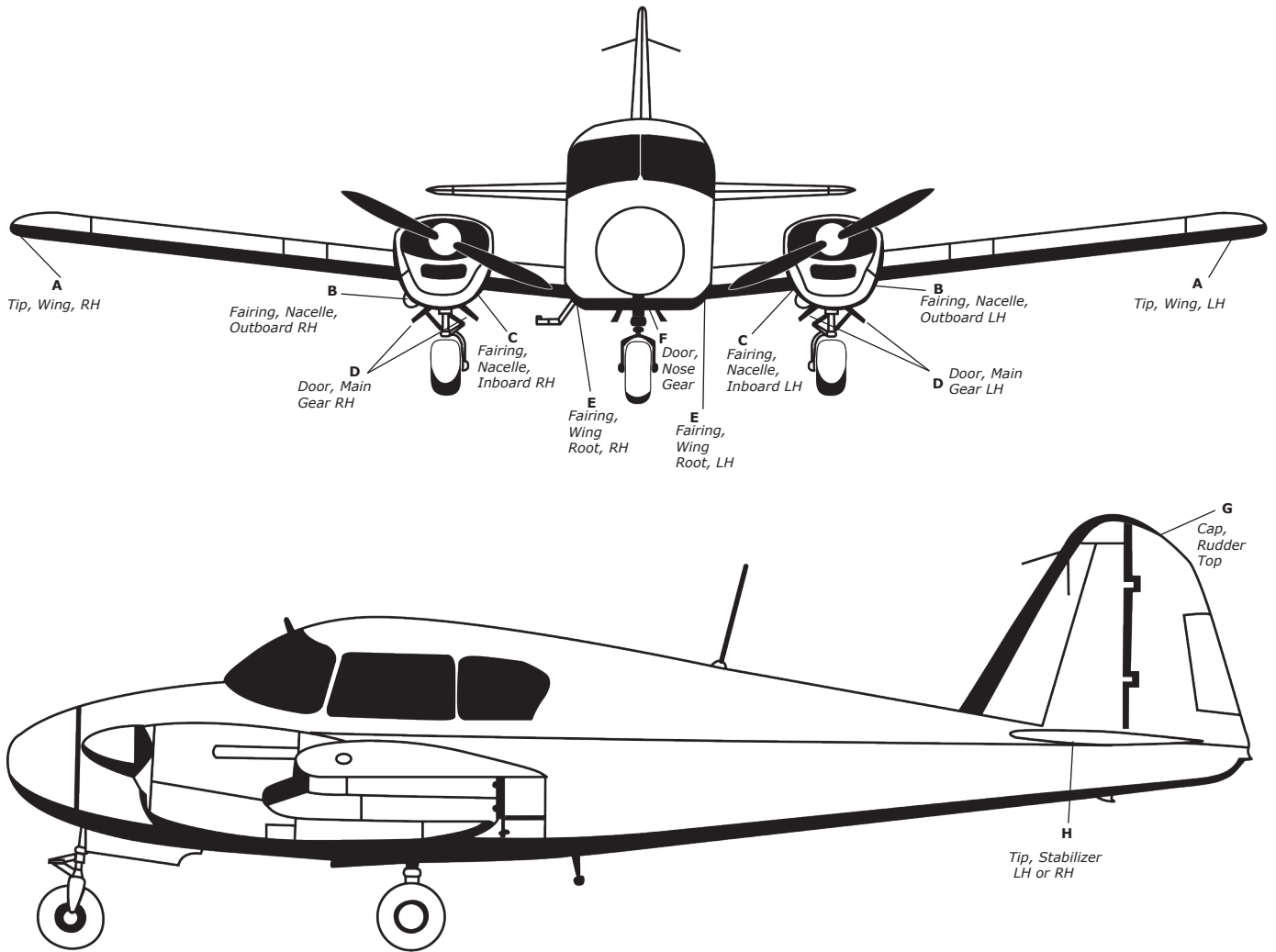


Photo courtesy of Lauren Sobkoviak

Manufacturer/Material: Aircraft Development/Fiberglass, Knots 2U/Fiberglass, Stene Aviation/Fiberglass, Texas Aeroplastics/ABS Plastic Parts

**Exterior Plastic and Fiberglass
Piper
Piper PA-23, PA-30, PA-39 Series**

Exterior Plastic and Fiberglass



PA-23-235, PA-23-250			
Description	Idx	Part Number	
CAP, Rudder Top	G	33448-000K	4 K
		K16792-00	1 K
Door, Main Gear, LH	D	GF31466-00	2 6 K
Door, Main Gear, RH	D	GF31466-01	2 6 K
Door, Nose Gear, LH	F	GF31515-00	2 6 K
Door, Nose Gear, RH	F	GF31515-01	2 6 K
Fairing, Nacelle, Inboard LH	C	GF32466-00	3 K
Fairing, Nacelle, Inboard RH	C	GF32466-01	3 K
Fairing, Nacelle, Outboard LH	B	GF32471-00	3 K
Fairing, Nacelle, Outboard RH	B	GF32471-01	3 K
Fairing, Wing Root, LH	E	GF32464-00	3 K
Fairing, Wing Root, RH	E	GF32464-01	3 K
Tip, Stabilator, Set, RH and LH	H	GF28466-00	K
Tip, Stabilizer, LH or RH	H	GF16109-00	K
Tip, Wing, LH	A	GF34267-00	5 K
Tip, Wing, RH	A	GF34267-01	5 K
1 Models PA-23-235, PA-23-250 S/N 27-1 thru 27-3070 and 27-4445 thru 27-7305134 2 S/N 27-2505 and On 3 S/N 27-3889 and On 4 S/N 27-7305135 and On 5 S/N 27-7654001 thru 27-7954087 6 Only sold in a set containing both LH and RH			
PA-30, 39			
Description	Idx	Part Number	
Cap, Rudder Top	G	GF23595-00	K
Tip, Stabilizer, LH or RH	H	GF25066	2 K
		GF21556-00	1 K
1 Model PA-30 S/N 30-2 thru 30-1744 except 30-1717 2 Model PA-30 S/N 30-1717, 30-1745 and On, PA-39			
Manufacturer/Material: K Knots 2U/Fiberglass			



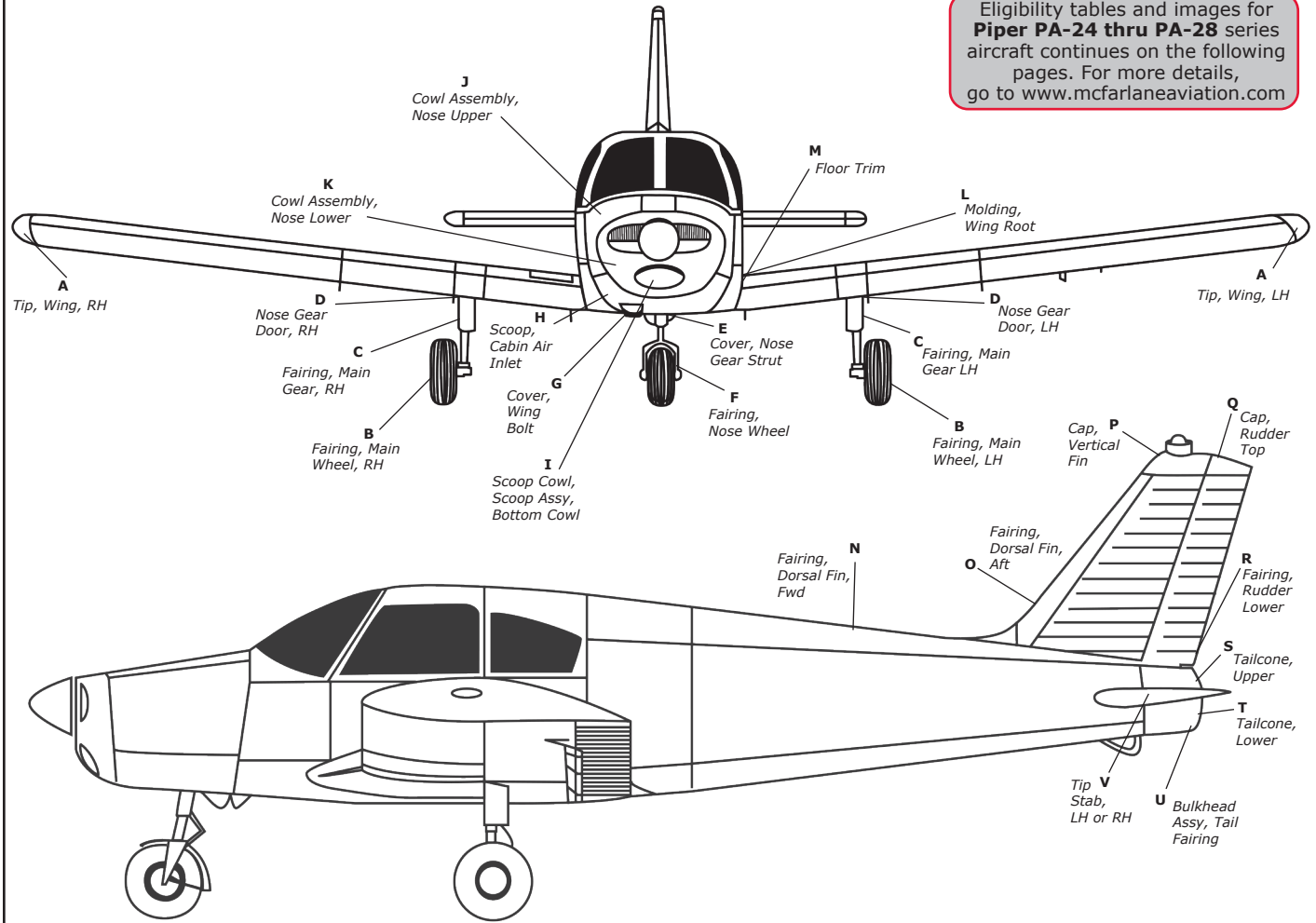
Exterior Plastic and Fiberglass Piper



Piper PA-24 and PA-28 Series

Eligibility tables and images for Piper PA-24 thru PA-28 series aircraft continues on the following pages. For more details, go to www.mcfarlaneaviation.com

Exterior Plastic and Fiberglass



PA-24, PA-24-250, PA-24-260, PA-24-400		
Description	Idx	Part Number
Bulkhead Assy, Tail Fairing	U	GF20804-12 2 K GF21605-05 1 K GF21555-00 K
Cap, Rudder Top, w/o slot	Q	K23451-00 10 K GF24846-00 9 K
Cap, Rudder Top, with slot	Q	GF21555-02 K GF21557-00 K
Cap, Vertical Fin	P	GF24896-00 9 K SA-21557-00 3 S
Fairing, Fin		SA-20404-00 7 S
Scoop Assy, Bottom Cowl	I	GF21143 3 K
Scoop, Cabin Air Inlet	H	K21933-00 4 K
Scoop, Cowl	I	K21947-00 3 K GF16109-00 10 K GF21556-00 7 K GF28041-00 3 K SA-21556-00 7 S
Tip, Stabilizer, LH or RH	V	GF28041-00 3 K SA-21556-00 7 S
Tip, Wing, Hoerner Style (set)	A	11050-1 K
1 PA-24 S/N 24-1 thru 24-3336 only (except 24-3335) PA-24-250 S/N 24-105 thru 24-2843, PA-24-400 S/N All 2 PA-24 S/N 24-3337 thru 24-3687 only PA-24-250 S/N 24-2844 thru 24-3687, PA-24-260 S/N All 3 Model PA-24, PA-24-250 only 4 Model PA-24 and PA-24-250 S/N 24-1330 and on 5 Model PA-24 only, not for use on PA-24 aircraft with Cowl P/Ns 21950-07/-14, 22858-02, 22857-12, 24895-02/-17, or if carburetor air filter kit 754 285 is installed. 6 Model PA-24 S/N 24-1477 and On, PA-24-250 All, but can only be installed on PA-24-250, S/N 24-103 thru 24-1476 if carburetor air filter kit 754-285 has been installed. 7 Model PA-24, PA-24-250, PA-24-260 only (except 24-3335) 8 Model PA-24-250, PA-24-260 only 9 Model PA-24-260 only 10 Model PA-24-400 only		

PA-28-140		
Description	Idx	Part Number
Cap, Fin	P	SA-63514-06 S
Cap, Rudder Top	Q	SA-63541-00 S 60-27 T 60-28 5 T GF63514-00 2 K GF65345-03 5 K SA-65345-03 S
Cap, Vertical Fin, Rotating Beacon	P	SA-99035-03 S 60-63942-00-80A T GF63942-00 K
Cap, Vertical Fin, Strobe Beacon	P	SA-99035-03 S 60-63942-01-80A T GF63942-01 K
Cover, Wing Bolt, LH	G	RD-0099-00 4 K SA-99621-00 S
Cover, Wing Bolt, RH	G	60-63942-01-80A T GF63942-01 K
Fairing, Dorsal Fin, Aft	O	RD-0099-00 4 K SA-99621-00 S
Fairing, Dorsal Fin, Fwd	N	60-19 3 T 60-24 4 T GF63517-00 1 K RD-0099-00 4 K SA-99621-00 S
Fairing, Fin		SA-63517-00 S
Fairing, Main Gear, LH or RH	C	K63338-00 K
Fairing, Main Wheel LH	B	K65203-00 K
Fairing, Main Wheel RH	B	K65203-01 K
Fairing, Nose Wheel	F	K65331-00 K
Moulding, Wing Root	L	K65773-00 K
Tailcone, Assembly	ST	RD-0099-00 K 60-31 T RD-0098-00 K
Tailcone, Lower	T	RD-0098-00 K 60-30 T RD-0097-00 K
Tailcone, Upper	S	RD-0097-00 K 60-23 T SA-63584-10 S
Tip, Stabilator	V	SA-63584-10 S
Tip, Stabilizer, LH or RH	V	RD-0094-00 K
Tip, Wing, Hoerner Style (set)	A	11051-1 K
Eligibility continues in next column		

Continued from previous column		
Description	Idx	Part Number
Tip, Wing, LH	A	RD-5010-L 6 K SA-62090-00 S
Tip, Wing, RH	A	RD-5010-R 6 K SA-62090-01 S
Tip, Wing, LH, 4" Nav Pad Only	A	GF62090-00 K
Tip, Wing, RH, 4" Nav Pad Only	A	GF62090-01 K
Tip, Wing, LH, 6" Nav Pad Std	A	GF78022-00 K
Tip, Wing, RH, 6" Nav Pad Std	A	GF78022-01 K
1 S/N 28-20002 thru 28-7125651 and S/N 28-7225001 and On 2 S/N 28-20002 thru 28-7125651 and S/N 28-7225001 thru 28-7325684 3 S/N 28-20002 thru 28-7225612 4 S/N 28-7225001 and On 5 S/N 28-7425001 and On 6 Kit P/N RMD-005010-PA contains both LH and RH		
PA-28-150, PA-28-160		
Description	Idx	Part Number
Cap, Fin	P	SA-63514-06 S
Cap, Rudder Top	Q	SA-63541-00 S
Cap, Vertical Fin, Rotating Beacon	P	GF63514-00 K
Cover, Wing Bolt, LH	G	60-63942-00-80A T GF63942-00 K
Cover, Wing Bolt, RH	G	60-63942-01-80A T GF63942-01 K
Fairing, Dorsal Fin, Fwd	N	GF63517-00 K SA-63517-00 S
Fairing, Main Gear, LH or RH	C	K63338-00 K
Fairing, Main Wheel LH	B	K65203-00 K
Fairing, Main Wheel RH	B	K65203-01 K
Fairing, Nose Wheel	F	K65331-00 K
Moulding, Wing Root	L	K65773-00 K
Tailcone, Assembly	ST	RD-0099-00 K 60-31 T RD-0098-00 K
Tailcone, Lower	T	RD-0098-00 K 60-30 T RD-0097-00 K
Tailcone, Upper	S	RD-0097-00 K 60-23 T SA-63584-10 S
Tip, Stabilator	V	SA-63584-10 S
Tip, Stabilizer, LH or RH	V	RD-0094-00 K
Tip, Wing, Hoerner Style (set)	A	11051-1 K
Eligibility continues on next page		

Manufacturer/Material: **K** Knots 2U/Fiberglass, **S** Stene Aviation, **T** Texas Aeroplastics/ABS Plastic Parts

www.mcfarlaneaviation.com

Items on this page: **⚠** WARNING: Cancer and/or Reproductive Harm - www.P65Warnings.ca.gov

**Piper PA-24 and PA-28 Series
continued from previous page**

PA-28R-200, PA-28-201T, PA-28R-201, PA-28R-201T,
PA-28RT-201, PA-28RT-201T

Description	Idx	Part Number		
Cap, Fin	P	SA-38222-00 18 S		
Cap, Vertical Fin, Rotating Beacon	P	60-27 1 T		
		60-28 2 T		
		GF65345-03 2 K		
		SA-65345-003 2 S		
Cap, Vertical Fin, Strobe Beacon	P	SA-99035-03 2 S		
Cover, Nose Gear Fairing, Aft	E	GF35832-07 11 K		
Cover, Wing Bolt, LH	G	60-63942-00-80A 2 T		
		GF63942-00 3 K		
Cover, Wing Bolt, RH	G	60-63942-01-80A 3 T		
		GF63942-01 2 K		
Door, Nose Gear, LH	D	GF67352-00 4 K		
Door, Nose Gear, RH	D	GF67352-01 4 K		
Fairing, Dorsal Fin, Aft	O	RD-0095-00 10 K		
		K78913-07 12 K		
		SA-99619-00 2 S		
Fairing, Dorsal Fin, Fwd	N	60-19 5 T		
		60-24 9 T		
		RD-0096-00 10 K		
		GF78913-00 12 K		
		GF63517-00 5 K		
		K65773-00 K		
		SA-63517-00 1 S		
		SA-99621-00 2 S		
		Fairing, Main Gear, LH or RH	C	K63338-00 11 K
		Fairing, Main Wheel Access Panel, LH	B	GF79890-02 10 K
Fairing, Main Wheel Access Panel, RH	B	GF79890-03 11 K		
Fairing, Main Wheel Shell, LH	B	GF79890-00 10 K		
Fairing, Main Wheel Shell, RH	B	GF79890-01 10 K		
Fairing, Main Wheel, Up, Fwd LH	B	GF79892-04 10 K		
Fairing, Main Wheel, Up, Fwd RH	B	GF79892-05 10 K		
Fairing, Main Wheel, Up, Aft LH	B	GF79892-10 11 K		
Fairing, Main Wheel, Up, Aft RH	B	GF79892-09 10 K		
Fairing, Nose Gear Strut, Fwd	F	GF35832-06 11 K		
Fairing, Rudder, Lower, No Position Light	R	GF35885-10 8 K		
Fairing, Rudder, Lower, w/ Light Receptacle	R	GF35885-03 8 K		
Tailcone, Assembly	ST	RD-0099-00 2 K		
Tailcone, Lower	T	60-31 1 T		
		RD-0098-00 2 K		
Tailcone, Upper	S	60-30 1 T		
		RD-0097-00 2 K		
Tip, Stabilator LH or RH	V	60-23 10 T		
		RD-0094-00 8 K		
		SA-63584-10 2 S		
Tip, Stabilator LH or RH, Ext.	V	K2U65300-00 7 K		
Tip, Wing, LH	A	60-33L-4-80A 14 T		
		60-33L-6-80A 12 T		
		GF35115-00 13 K		
		RD-5010-L 1 16 K		
		RD-6010-L 14 17 K		
		SA-62090-00 1 S		
SA-78022-00 1 S				
Tip, Wing, RH	A	60-33R-4-80A 14 T		
		60-33R-6-80A 12 T		
		GF35115-01 13 K		
		RD-5010-R 1 16 K		
		RD-6010-R 14 17 K		
		SA-62090-01 1 S		
SA-78022-01 1 S				
Tip, Wing, Hoerner Style (set)	A	11051-1 1 K		
Tip, Wing, LH, 4" Nav Pad Only	A	GF62090-00 6 K		
		SA-35115-00 12 S		
		SA-36739-52 13 S		
Tip, Wing, RH, 4" Nav Pad Only	A	GF62090-01 6 K		
		SA-35115-01 12 S		
Tip, Wing, LH, 6" Nav Pad Only	A	SA-36739-54 13 S		
		SA-35115-10 12 S		
		SA-36739-53 13 S		
Tip, Wing, RH, 6" Nav Pad Only	A	SA-35115-11 12 S		
		SA-36739-55 13 S		

Eligibility continues in next column

Manufacturer/Material: K Knots 2U/Fiberglass, S Stene Aviation, T Texas Aeroplastics/ABS Plastic Parts

www.mcfarlaneaviation.com

Continued from previous column

- Model PA-28R-200 only
- Models PA-28R-200, PA-28R-201, PA-28R-201T only
- Models PA-28R-200, PA-28R-201, PA-28R-201T, PA-28RT-201 and PA-28RT-201T only
- Models PA-28R-200, PA-28R-201, PA-28R-201T, PA-28RT-201 only
- Model PA-28R-200 S/N 28R-35001 thru 28R-7135238
- Model PA-28R-200 S/N 28R-35001 thru 28R-7235000
- Model PA-28R-200 S/N 28R-35001 thru 28R-7135238 and Models PA-28-201T, PA-28R-201T
- Model PA-28R-200 S/N 28R-7135239 thru 28R-7635545 and Models PA-28-201T, PA-28R-201, PA-28R-201T
- Model PA-28R-200 S/N 28R-7235001 thru 28R-7635545 and Models PA-28R-201, PA-28R-201T
- Model PA-28R-200 S/N 28R-7235001 thru 28R-7635545 and Models PA-28-201T, PA-28R-201, PA-28R-201T
- PA-28R-201 only
- PA-28RT-201 and PA-28RT-201T only
- PA-28RT-201 S/N 28R-7918001 thru 28R-8118092 and PA-28RT-201T S/N 28R-7931001 thru 28R-8131229
- Models PA-28R-201 and PA-28R-201T, PA-28RT-201, PA-28RT-201T only
- Models PA-28-201T, PA-28R-201 and PA-28R-201T, PA-28RT-201 only
- Kit P/N RMD-005010-PA contains both LH and RH
- Kit P/N RMD-006010-PA contains both LH and RH
- Models PA-28R-201 and PA-28R-201T

PA-28-235, PA-28-236

Description	Idx	Part Number
Cap, Vertical Fin, Rotating Beacon	P	60-27 5 T
		60-28 5 T
		GF65345-03 K
		SA-65345-03 S
Cap, Vertical Fin, Strobe Beacon	P	SA-99035-03 S
Cover, Nose Gear Fairing, Aft	E	GF35946-02 10 K
		GF37926-04 10 K
Cover, Nose Gear Fairing, Fwd	E	GF37926-03 10 K
Cover, Wing Bolt, LH	G	60-63942-00-80A 5 T
		GF63942-00 6 K
Cover, Wing Bolt, RH	G	60-63942-01-80A 5 T
		GF63942-01 6 K
Fairing, Dorsal Fin, Aft	O	RD-0095-00 7 K
		SA-99619-00 S
Fairing, Dorsal Fin, Fwd	N	60-24 7 T
		RD-0096-00 7 K
		SA-99621-00 S
Fairing, Main Wheel LH	B	K65203-00 1 K
Fairing, Main Wheel RH	B	K65203-01 1 K
Fairing, Main Wheel Access Panel, LH	B	GF79890-02 10 K
Fairing, Main Wheel Access Panel, RH	B	GF79890-03 10 K
Fairing, Main Wheel Shell, LH	B	GF79890-00 10 K
Fairing, Main Wheel Shell, RH	B	GF79890-01 10 K
Fairing, Main Wheel, Up, Fwd LH	B	GF79892-04 10 K
Fairing, Main Wheel, Up, Fwd RH	B	GF79892-05 10 K
Fairing, Main Wheel, Up, Aft RH	B	GF79892-09 10 K
Fairing, Main Wheel, Up, Aft LH	B	GF79892-10 10 K
Fairing, Main Gear, LH or RH	C	K63338-00 K
Fairing, Nose Wheel 6.00 X 6 w/o Door	F	GF35944-014 10 K
Fairing, Nose Wheel	F	K65331-00 2 K
Fairing, Nose Gear Strut, Fwd	F	GF35931-06 12 K
Fairing, Nose Gear Strut, Aft	F	GF35931-07 12 K
Floor Trim	M	60-18 3 K
Molding, Wing Root	L	K65773-00 K
Tailcone, Assembly	ST	RD-0099-00 6 K
Tailcone, Lower	T	60-31 6 T
		RD-0098-00 6 K
Tailcone, Upper	S	60-30 6 T
		RD-0097-00 6 K
Tip, Stabilator LH or RH	V	60-23 9 T
		RD-0094-00 8 K
		SA-63584-10 S
Tip, Stabilator LH or RH, Ext.	V	K2U65300-00 4 K
Tip, Wing, LH	A	60-33L-4-80A 10 T
		60-33L-6-80A 10 T
		GF35115-00 11 K
		RD-5010-L 1 13 K
		RD-6010-L 10 14 K
Tip, Wing, RH	A	60-33R-4-80A 10 T
		60-33R-6-80A 10 T
		GF35115-01 11 K
		RD-5010-R 1 13 K
		RD-6010-R 10 14 K

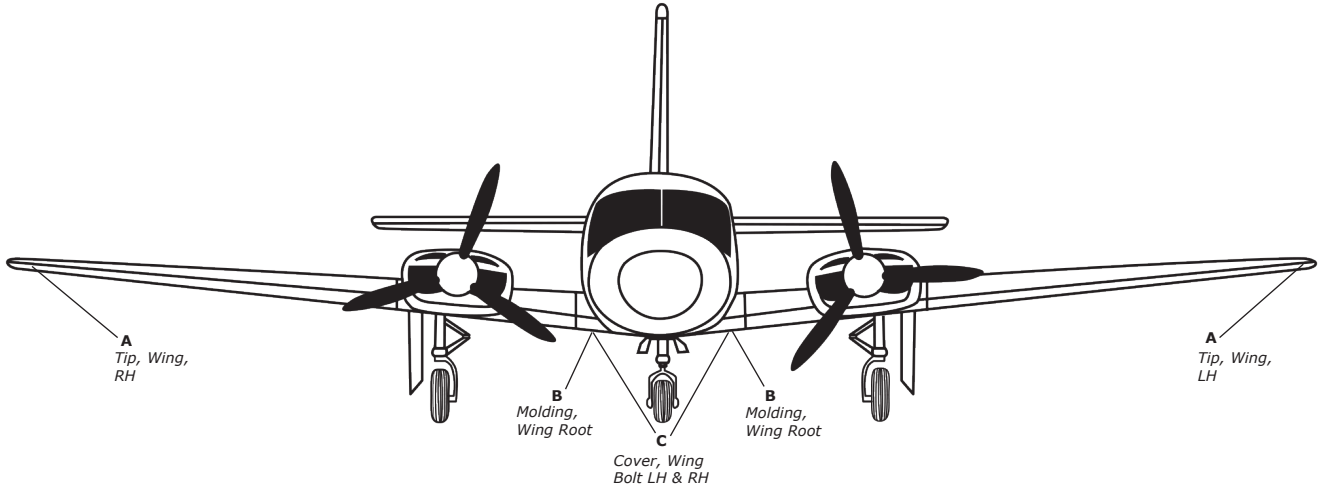
Eligibility continues in next column

Continued from previous column

Description	Idx	Part Number
Tip, Wing, LH, 4" Nav Pad Only	A	SA-35115-00 10 S
Tip, Wing, RH, 4" Nav Pad Only	A	SA-35115-01 10 S
Tip, Wing, LH, 6" Nav Pad Only	A	SA-35115-10 10 S
Tip, Wing, RH, 6" Nav Pad Only	A	SA-35115-11 10 S
1 Model PA-28-235 only		
2 Model PA-28-235 S/N 28-10001 thru 28-7310187		
3 Model PA-28-235 S/N 28-10003 thru 28-10719		
4 Model PA-28-235 S/N 28-10003 thru 28-7210033		
5 Model PA-28-235 S/N 28-10003 thru 28-7710089		
6 Model PA-28-235 S/N 28-10003 thru 28-7710089 and Model PA-28-236		
7 Model PA-28-235 S/N 28-7210001 thru 28-7710089 and Model PA-28-236		
8 Model PA-28-235 S/N 28-7210034 thru 28-7710089 and Model PA-28-236		
9 Model PA-28-235 S/N 28-7310001 thru 28-7710089 and Model PA-28-236		
10 Model PA-28-236 only		
11 Model PA-28-236 S/N 28-7911001 thru 28-8611008		
12 Model PA-28-236 S/N 28-811081 thru 28-8611008		
13 Kit P/N RMD-005010-PA contains both LH and RH		
14 Kit P/N RMD-006010-PA contains both LH and RH		

Piper PA-31, PA-34, PA-44, and PA-60 Series

Exterior Plastic and Fiberglass



PA-31, PA-31-300, PA-31-325, PA-31-350, PA-31P, PA31P-350, PA-31T, PA-31T1, PA-31T2, PA-31T3

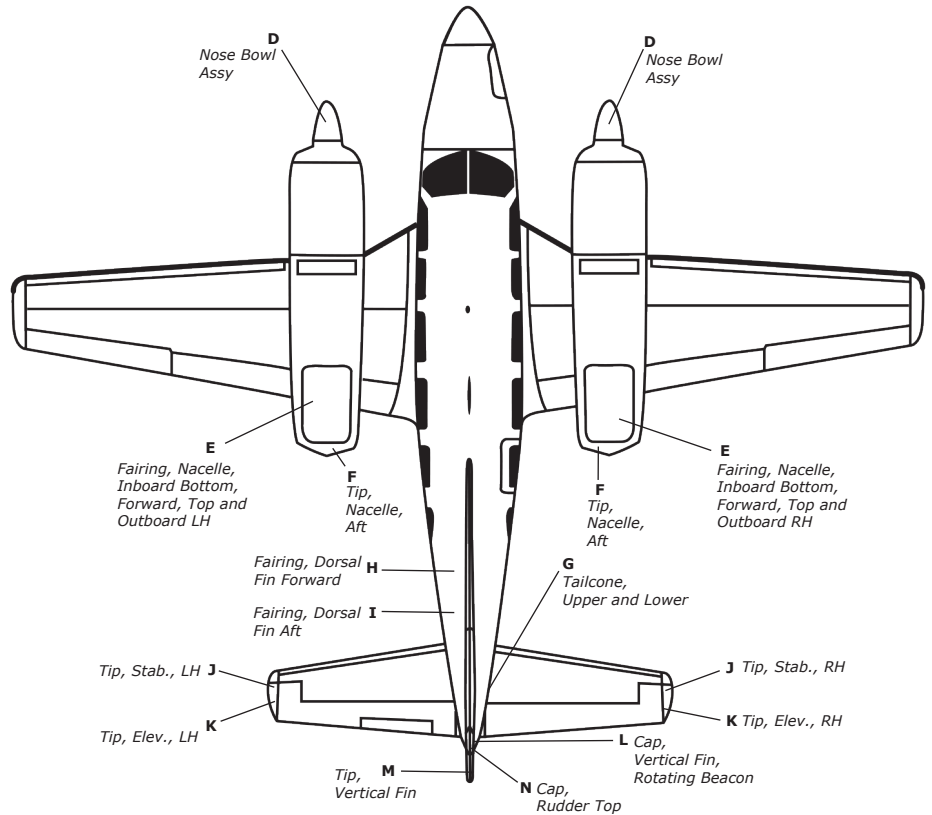
Description	Idx	Part Number
Fairing, Nacelle, Inbrd Btm, LH	E	GF42455-04 K
Fairing, Nacelle, Inbrd Btm, RH	E	GF42455-05 K
Fairing, Nacelle, Inbrd Fwd, LH	E	GF42455-02 K
Fairing, Nacelle, Inbrd Fwd, RH	E	GF42455-03 K
Fairing, Nacelle, Inbrd Top, LH	E	GF42455-00 K
Fairing, Nacelle, Inbrd Top, RH	E	GF42455-01 K
Fairing, Nacelle, Outboard, LH	E	GF42426-00 K
Fairing, Nacelle, Outboard, RH	E	GF42426-01 K
Tip, Elevator, Leading Edge	K	GF43786-00 1 K
Tip, Elevator, LH	K	GF43741-00 1 K
Tip, Elevator, RH	K	GF43741-01 1 K
Tip, Stabilizer, LH or RH	J	GF40364-02 1 K
Tip, Vertical Fin	M	GF44943-00 2 K
Tip, Wing, Lens LH	A	GF42027-04 5 K
Tip, Wing, Lens RH	A	GF42027-05 5 K
Tip, Wing, LH, with Reco Light	A	GF55802-12 3 K
Tip, Wing, RH, with Reco Light	A	GF55802-13 3 K

- 1** Models PA-31, PA-31-300, PA-31-325 and PA-31-350 S/N 31-5 and On
- 2** Model PA-31-350 S/N 31-7305053 and On, Model PA-31P-350 S/N 31P-8414001 and On
- 3** Model PA-31-350 S/N 31-7852001 and On
- 4** Models PA-31-300, PA-31-325, PA-31-350
- 5** Models PA-31, PA-31-300, PA-31-325 S/N 31-5 thru 31-7300961, PA-31-350 S/N 31-5001 thru 73605052, PA-31P S/N 31P-3 thru 31P-7300146

PA-34-200, PA-34-200T, PA-34-220T

Description	Idx	Part Number
Cap, Rudder Top	N	GF95907-00 1 K
Cover, Wing Bolt, LH	C	60-63942-00-80A 1 K GF63942-00 K
Cover, Wing Bolt, RH	C	60-63942-01-80A 1 K GF63942-01 K
Fairing, Tailcone, Lower	G	GF96338-08 K
Fairing, Tailcone, Upper	G	GF96338-04 K
Moulding, Wing Root	B	K65773-00 K
Nose Bowl Assembly	D	GF67998 2 K
Tip, Horizontal Stab., LH or RH	J	GF95620-07 K
Tip, Wing, LH	A	RD-5010-L 4 K
Tip, Wing, RH	A	RD-5010-R 4 K
Tip, Wing, LH, 4" Nav Pad Only	A	GF62090-00 3 K
Tip, Wing, RH, 4" Nav Pad Only	A	GF62090-01 3 K
Tip, Wing, LH, 4" Nav Pad Std	A	GF78022-00 K
Tip, Wing, RH, 4" Nav Pad Std	A	GF78022-01 K
Tip, Wing, LH, 6" Nav Pad Std	A	GF78022-02 K
Tip, Wing, RH, 6" Nav Pad Std	A	GF78022-03 K

- 1** Models PA-34-200, PA-34-200T
- 2** Models PA-34-200, PA-34-200T and PA-34-220T, S/N 3448038 and On
- 3** Models PA-34-200 S/N 34-7250001 thru 32-7250370, PA-34-200T, PA-34-220T
- 4** Sold in pairs only, Kit P/N RMD-005010-PA



PA-44-180, PA-44-180T

Description	Idx	Part Number
Cover, Wing Bolt, LH	C	60-63942-00-80A 1 K GF63942-00 K
Cover, Wing Bolt, RH	C	60-63942-01-80A 1 K GF63942-01 K
Fairing, Dorsal Fin, Aft	I	K78913-07 K
Fairing, Dorsal Fin, Fwd	H	GF78913-00 K
Fairing, Tailcone, w/o receptacle	G	K36721-003 K
Fairing, Tailcone, w/ receptacle	G	K86597-02 2 K
Moulding, Wing Root	B	K65773-00 K
Tip, Nacelle, Aft	F	GF86298-02 K
Tip, Stabilizer, LH or RH	J	RD-0094-00 K

- 1** Model PA-44-180
- 2** Model PA-44-180T

PA-60-600, PA-60-601, PA-60-601P, PA-60-602P, PA60-700P

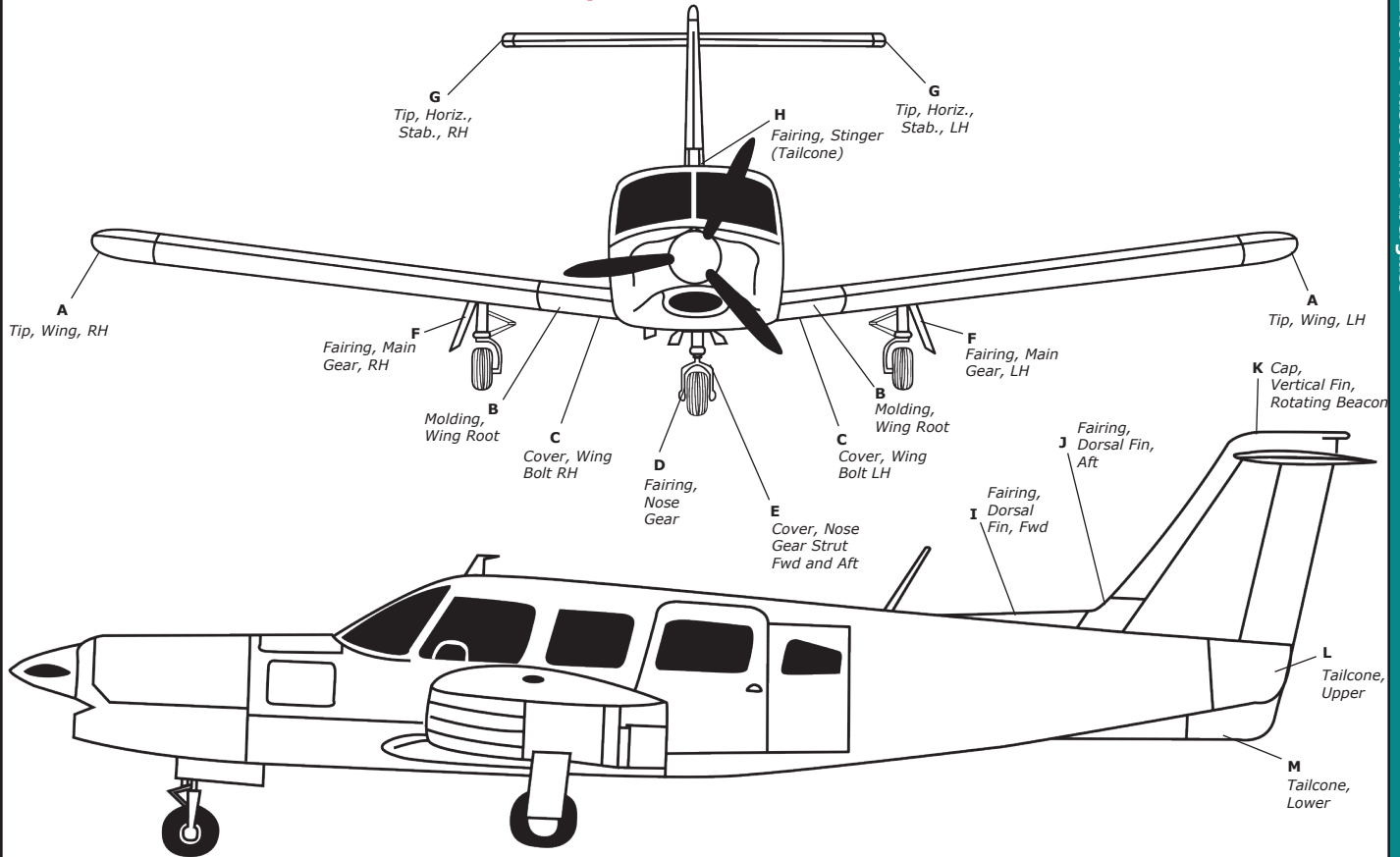
Description	Idx	Part Number
Tip, Horizontal, LH or RH	K	GF220021-903 K
Tip, Vertical, w/o Beacon	M	GF220021-505 1 K
Tip, Vertical, with Beacon	M	GF220021-913 1 K
Tip Long, Wing Short, LH	A	GF200038-901 3 K
Tip Long, Wing Short, RH	A	GF200038-902 3 K
Tip Short, Wing Long, LH	A	GF200102-901 2 K
Tip Short, Wing Long, RH	A	GF200102-902 2 K

- 1** Models PA-60-600, PA-60-601, PA-60-601P, PA-60-602P
- 2** Models PA-60-601, PA-60-601P, PA-60-602P, PA-60-700P
- 3** Models PA-60-601 S/N 0341 and On, PA-60-601P, S/N 0213 and On

Exterior Plastic and Fiberglass Piper



Piper PA-32 Series



Exterior Plastic and Fiberglass

PA-32-260, PA-32-300, PA-32-301, PA-32-301T, PA-32-301FT, PA-32-301XTC, PA-32R-300, PA-32R-301, PA-32R-301T, PA-32RT-300, PA-32RT-300T, PA-32S-300		
Description	Idx	Part Number
Cap, Fin	K	SA-38222-00 26 S
Cap, Vertical Fin, Rotating Beacon	K	GF65345-03 16 K SA-65345-03 S
Cap, Vertical Fin, Strobe Beacon	K	SA-99035-03 S
Cover, Nose Gear Strut, Aft		GF35838-10 18 K
		GF36559-803 4 23 K
	E	GF37891-807 11 K
		GF37926-04 1 K GF38700-02 19 K
Cover, Nose Gear Strut, Fwd		GF36559-804 4 K
	E	GF37891-806 11 K
		GF37926-03 1 K
		GF38682-02 14 21 K GF38700-04 19 K
Cover, Wing Bolt, LH	C	60-63942-00-80A 7 T GF63942-00 23 K
Cover, Wing Bolt, RH	C	60-63942-01-80A 7 T GF63942-01 23 K
Fairing, Fin	A	SA-63517-00 1 S
Fairing, Dorsal Fin, Aft		K78913-07 22 K
	J	RD-0095-00 13 K
		SA-99619-00 S
Fairing, Dorsal Fin, Fwd		60-19 8 T
		60-24 9 T
	I	GF63517-00 13 K
		GF78913-00 22 K
		RD-0096-00 13 K SA-99621-00 S
Fairing, Main Gear, LH or RH	F	K63338-00 1 K
Fairing, Main Gear LH	F	K65203-00 6 K
Fairing, Main Gear RH	F	K65203-01 6 K
Fairing, Main Gear Access Panel, LH	F	GF79890-02 12 K
Fairing, Main Gear Access Panel, RH	F	GF79890-03 12 K

Continued on next column

Description	Idx	Part Number
Fairing, Main Gear Shell, LH	F	GF79890-00 12 K
Fairing, Main Gear Shell, RH	F	GF79890-01 12 K
Fairing, Main Gear, Up., Fwd, LH	F	GF79892-04 12 K
Fairing, Main Gear, Up., Fwd, RH	F	GF79892-05 12 K
Fairing, Main Gear, Up., Aft, RH	F	GF79892-09 12 K
Fairing, Main Gear, Up., Aft, LH	F	GF79892-10 12 K
Fairing, Nose Gear	D	K65331-00 6 K
Fairing, Nose Gear, 6.00 X 6 w/o Door	D	GF35944-014 21 K
Fairing, Nose Gear, 6.00 X 6 w/Door	D	GF35944-14 10 K
Fairing, Stinger (Tailcone)	H	K78912-11 22 K
Fairing, Tailcone, Upper	L	60-30 5 T
		RD-0097-00 3 K
Fairing, Tailcone, Lower	M	60-31 5 T
		RD-0098-00 3 K
Moulding, Wing Root	B	K65773-00 K
Tip, Horizontal Stab., LH or RH	G	RD-0094-00 17 K
		SA63584-10 S
Tip, Wing, LH	A	GF35115-10 20 K
Tip, Wing, RH	A	GF35115-11 20 K
TIP, Wing, LH, 4" Nav-Pad	A	SA-35115-00 27 S
TIP, Wing, RH, 4" Nav-Pad	A	SA-35115-01 27 S
TIP, Wing, LH, 6" Nav-Pad	A	SA-35115-10 27 S
TIP, Wing, RH, 6" Nav-Pad	A	SA-35115-11 27 S
1 Models PA-32-260 and PA-32-300		
2 Models PA-32-260, PA-32-300 and PA-32R-300		
3 Models PA-32-260, PA-32-300, PA-32R-300, PA-32R-300T		
4 Models PA-32-260, PA-32-300, PA-32-301 and PA-32-301T		
5 Models PA-32-260, PA-32-300, PA-32-301, PA-32-301T, PA-32R-300, PA-32R-301, PA-32R-301T		
6 Models PA-32-260 and PA-32-300 S/N 32-40000 thru 32-7740112		
7 Models PA-32-260, PA-32-300, PA-32-R300, PA-32R-301, PA-32R-301T, PA-32RT-300, PA-32RT-300T		
8 Models PA-32-260 S/N 32-1 thru 32-7140086, PA-32-300 S/N 32-40000 thru 32-7140086		
9 Models PA-32-260 S/N 32-7200001 thru 32-7800008, PA-32-300 S/N 32-7240001 and On, PA-32R-300, PA-32-301, PA-32-301T, PA-32R-301, PA-32R-301T		

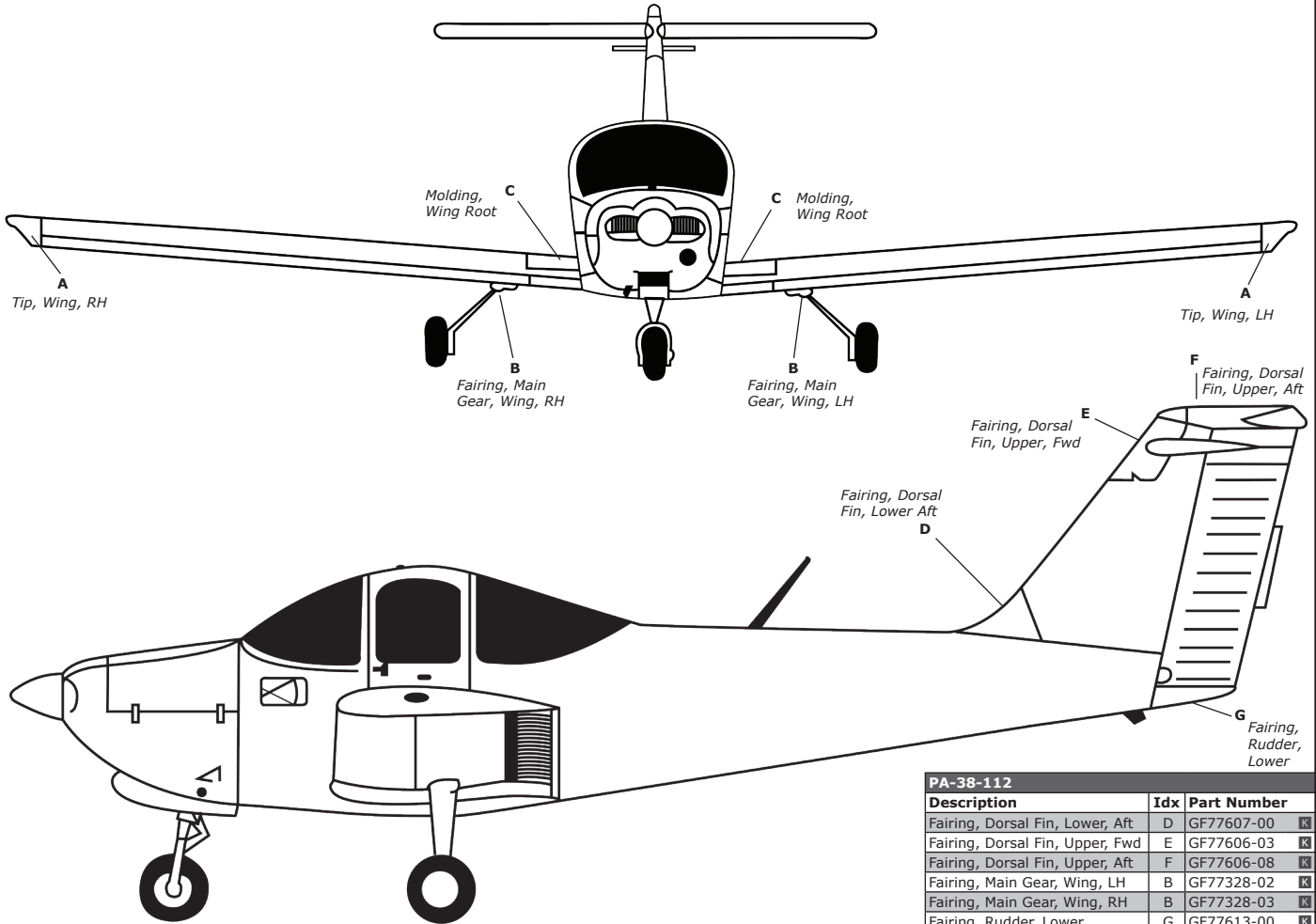
Continued on next column

Continued from previous column		
10 Models PA-32-260 S/N 32-7800001 and On, PA-32-300 S/N 32-7740113 and On		
11 Models PA-32-260 S/N 32-7800001 thru 32-7800008, PA-32-300 S/N 32-7840001 thru 32-7940290 and PA-32-301		
12 Models PA-32-260 S/N 32-7800001 and On, PA-32-300 S/N 32-7840001 and On, PA-32-301, PA-32-301T		
13 Models PA-32-260 S/N 32-7200061 and Up, PA-32-300 S/N 32-7240001 and Up, PA-32R-300, PA-32R-300T, PA-32-301FT, PA-32-301XTC, PA-32R-301, PA-32R-301T, PA-32-301, PA-32-301T		
14 Model PA-32-300, PA-32-301T		
15 PA-32-300 S/N 32-40000 thru 32-7140086		
16 Models PA-32-300, PA-32R-300, PA-32-301 S/N 32-8006002 thru 32-8106110, PA-32-301T S/N 32-8024001 thru 32-8124046, PA-32R-301 S/N 32R-8013001 thru 32R-8113133 and PA-32R-301T S/N 32R-8029001 thru 32R-8129124		
17 Models PA-32-260, PA-32-300, PA-32-300S, PA-32R-300, PA-32RT-300, PA-32RT-300T, PA-32-301FT, PA-32-301XTC, PA-32R-301, PA-32R-301T PA-32-301, PA32-301T		
18 Models PA-32-301 and PA-32-301T		
19 Models PA-32-301 S/N 32-8006002 thru 32-8006116, 32-8106110, 32-8206050, 32-8306032, 32-8406020, PA-32-301T S/N 32-8024001 thru 32-8024062, S/Ns 32-8124046, 32-8224024, 32-8324016, 32-8424002 32-8524001 and On		
20 Models PA-32R-301 S/N 32R-8113071 thru 32R-8613005, 3213001 thru 3213041, 3213098 excluding 3213029, PA-32R-301T S/N 32R-8129073 and up, PA-32-301FT, PA-32-301XTC, PA-32-301, PA-32-301T, PA-32R-301 S/N 3213029, 3213042 thru 3246999, 32R-8013001 thru 32R-8113070, PA-32R-301T S/N 32R-8029001 thru 32R-8129072,		
21 Models PA-32-260 S/N 32-7800001 and On, PA-32-300 S/N 32-7840001 and On, PA-32-301, PA-32-301T, PA-32-301FT and PA-32-301XTC		
22 Models PA-32RT-300 and PA-32RT-300T		
23 W/O Door 6.00 X 6 Tire, 1978 and up		
24 With 5.00 X 5 Tire		
25 All Models except PA-32-301FT, PA-32-301XTC and PA-32S-300		
26 Models PA-32-301, PA-32-301T, PA-32R-300, PA32R-301, PA-32R-301T		
27 PA-32-301, PA-32-301T, PA32R-301, PA-32R-301T		

Manufacturer/Material: K Knots 2U/Fiberglass, S Stene Aviation, T Texas Aeroplastics/ABS Plastic Parts

**Exterior Plastic and Fiberglass
Piper, Beechcraft, and Cirrus
Piper PA-38 Series**

Exterior Plastic and Fiberglass



PA-38-112		
Description	Idx	Part Number
Fairing, Dorsal Fin, Lower, Aft	D	GF77607-00 K
Fairing, Dorsal Fin, Upper, Fwd	E	GF77606-03 K
Fairing, Dorsal Fin, Upper, Aft	F	GF77606-08 K
Fairing, Main Gear, Wing, LH	B	GF77328-02 K
Fairing, Main Gear, Wing, RH	B	GF77328-03 K
Fairing, Rudder, Lower	G	GF77613-00 K
Molding, Wing Root	C	K65773-00 K
Tip, Wing, LH	A	GF77327-02 K
Tip, Wing, RH	A	GF77327-04 K

Cirrus and Beechcraft Series

Cirrus SR20-SR22 Series Aircraft	
Fairing, Nose Gear Wheel Pant	K15312-001 1 K
	K26873-001 2 K
1 Models SR20 S/N 1005 thru 1430, 1476 thru 1885 and SR22 S/N 0528 thru 2437 2 Models SR20 S/N 1886 and On, SR22 S/N 2438 and On, and Model SR22T	
19A, A23-19, B19, M19A, 23, A23, A23A, B23, C23, A23-24, A24R, B24R, C24R	
Description	Part Number
Drain Cover, Fuel Sump	GF169-420028-11 1 K
Fairing, Dorsal	GF169-440013-11 K
Fairing, Lower Cowl	GF169-910013-157 2 K
Seal (Storm Window)	ADS-B137 K
Tail Cone	GF169-4411-S 3 K
	GF169-620001-27 4 K
	GF169-620000-113 5 K
Tip, Stabilizer Left	GF169-620001-28 4 K
	GF169-620000-114 5 K
Tip, Stabilizer Right	K169-640000-97 K
Tip, Vertical Stabilizer	GF169-1100-00 K
Tip, Wing, Left	GF169-1100-01 K
Tip, Wing, Right	GF169-1100-01 K
1 Models B19, C23, C24R 2 Models A23-19, B19, 23, A23, A23A, B23, C23, A24 3 Models 19A, A23-19, B19, M19A, 23, A23, A23A, A23-24, A24R, B24R, C24R 4 All Models and S/Ns except Model 23, S/N M-2, M-4 thru M-554 5 Model 23 S/N M-2, M-4 thru M554	

35-33, 35-A33, 35-B33, 35-C33, 35-C33A, C33, C33A, E33, E33A, E33C, F33, F33A, F33C, G33	
Description	Part Number
Fairing, Dorsal	K33-440011-27 K
	K33-600011-1 1 K
Fairing, Dorsal Fin	K33-600012-3 2 K
Seal (Storm Window)	ADS-B137 K
Tip, Wing, Hoerner Style	11052-1 3 K
1 Model 35-B33 2 Models 35-C33, 35-C33A 3 Model 35-C33 S/N CD-814 thru CD-1026 (Set of two)	
35, 35R, A35, B35, C35, D35, E35, F35, G35, H35, J35, K35, M35, N35, P35, R35, S35, V35, V35A, V35B	
Description	Part Number
Seal (Storm Window)	ADS-B137 K
Tip, Wing, Hoerner Style	11052-1 1 K
1 Models A35, B35, C35, D35, E35, F35, G35, H35, J35, K35, M35, N35, P35, S35 36, A36, A36TC, B36TC, G36	
Description	Part Number
Seal (Storm Window)	ADS-B137 K
Fairing, Dorsal	K33-440011-27 K
50, B50, C50, D50, D50A, D50B, D50C, D50E, E50, F50, G50, H50, J50	
Description	Part Number
Seal (Storm Window)	ADS-B137 K
Tip, Wing, Hoerner Style	11052-1 1 K
1 Models B50, C50, D50, D50A, D50B, E50, F50, G50 (Set of two)	

95-55, 95-A55, 95-B55, 95-B55A, 95-B55B, 95-C55, 95-C55A, D55, D55A, E55, E55A, 56TC, A56TC, 58, 58TC, 58P, G58, 76, 77, 95, B95, B95A, D95A, E95	
Description	Part Number
Fairing, Dorsal Fin	95-440015-17K 1 K
Fairing, Engine Nacelle, Outbrd, LH	GF96110010-17 2 K
Fairing, Engine Nacelle, Outbrd, RH	GF96110010-19 2 K
Fairing, Engine Nacelle, Inboard LH	GF96110010-21 2 K
Fairing, Engine Nacelle, Inboard, RH	GF96110010-23 2 K
Saddle, Dorsal	GF96-4415-00 6 K
Seal (Storm Window)	ADS-B137 3 K
Tip, Wing, Left	GF105-1010-00 4 K
	GF108-1700-00 5 K
Tip, Wing, Right	GF105-1010-01 4 K
	GF108-1700-01 5 K
1 Models B95, B95A, D95A, E95 2 Model 95-A55 S/N TC-191 thru TC-349, TC-351 thru TC-370, TC-372 thru TC-379, Models 95-B55 and 95-B55A S/N TC-371, TC-502 thru TC-1392, TC-1397 thru TC-2456, and Models 95-B55B, 95-C55, 95-C55A (Except S/N TE-50), D55, D55A, E55, E55A, 56TC, A56TC, 58, 58TC, 58P 3 All models except 58P, 76 and 77 4 Model 76 5 Model 77 6 Model 95-B55 S/N TC-371, TC-502 thru TC-1392, TC-1397 thru TC-2456, and Models E55 and 58	



Texas Aeroplastics

Texas Aeroplastics replacement parts are made from top grade ABS plastic with an average service life of 15-20 years when properly fitted and professionally painted. ABS plastic parts are repairable and most have been trimmed for easy installation. All interior parts are fire rated, top-grade Royalite with an ivory or off-white haircell finish.



Premier Aerospace Services and Technology, Inc.

Premier Aerospace Services and Technology, Inc. is a state of the art plastic components manufacturer providing high quality FAA-PMA replacement parts manufactured using PVC/Acrylic.

Improve the appearance and performance of your aircraft!

Interior plastic trim parts for Beechcraft, Mooney, Cessna, and Piper series aircraft.

Eligibility tables with item descriptions, figure reference and part numbers can be found on the following pages. Go to www.mcfarlaneaviation.com for more details about specific part numbers.

Visit our website to view our latest additions and product images!



Cessna Aircraft



See following pages for Piper Aircraft

150, 150A,B,C,D,E S/N 17001 thru 15061532		
Description	Fig	Part Number
Cover Assembly	N/A	P0511482-1 2 P
Cover, Window Trim, Rear	132	P0400118-50 4 P
Mirror Assembly	N/A	P0500312-2 P
Shield	N/A	P0511482-2 3 P
Shield	162	P0511482-4 4 P
Shield, LH	N/A	P0411974-1 1 P
Shield, RH	N/A	P0411974-2 1 P
1 Add -LB for light beige or -LG for light gray 2 S/N 15059701 thru 15061532 3 S/N 15059701 thru 15060087 4 S/N 15060088 thru 15061532		
150F,G,H,J,K,L,M S/N 15061533 thru 15079405		
Description	Fig	Part Number
Center Console	21	26-23 13 T
Cover Assy.	163	P0511482-9 1 3 P
Cover Assy., Overhead Console	153	P0415010-1 1 10 P
Cover, Center Strip	155	P0415021-16 1 9 P
Cover, Control	144	P0413463-1 7 P
Cover, Window Trim Rear	132	P0400118-50 1 4 P
	150	P0414030-2 1 9 P
Door, Glove Box	143	P0413458-1 7
	145	P0413525-10 10
Door, Map Case	146	P0413546-14 12
Mirror Assembly	N/A	P0500312-2 14 P
Panel, Baggage Cmpt.	12	26-26 8 T
Panel, Baggage Cmpt. Aft	135	P0400129-15 1 2 P
Panel, Baggage Cmpt. LH	134	P0400129-13 1 2 P
Panel, Baggage Cmpt. Lower	N/A	P0400121-15 1 12 P
Panel, Baggage Cmpt. RH	133	P0400129-12 1 2 P
	139	P0400129-58 1 5 P
Panel, Baggage Cmpt. Upper	154	P0415021-13 1 10 P
Panel, Baggage Shelf	136	P0400129-19 1 2 P
Panel, Cowl LH	157	P0415021-5 1 12 P
Panel, Cowl RH	156	P0415021-34 1 10 P
Eligibility continues in next column		

Eligibility continued from previous column		
Panel, Door, LH	45	66-150LD 2 T
	46	67-82-150LD 6 T
	148	P0414026-27 1 12 P
	49	66-150RD 2 T
Panel, Door, RH	50	67-82-150RD 6 T
	149	P0414026-28 1 12 P
Panel, Interior Seatback	102	26-19 13 T
Post, Door, Rear, LH	138	P0400129-5 1 2 P
Post, Door, Rear, RH	137	P0400129-4 1 2 P
Shield	162	P0511482-4 1 4 P
Shield, Overhead Console	152	P0414069-1 1 12 P
Shield, RH	142	P0411974-6 1 4 P
Tray, Shoulder Harness	103	20-14 6 T
Trim, Headliner	147	P0414016-2 1 9 P
1 Add -LB for light beige or -LG for light gray 2 S/N 15061533 thru 15064532 only 3 15061533 thru 15069308 4 15061533 thru 15071128 5 15064533 thru 15072003 6 S/N 15064533 and on 7 S/N 15069309 and on 8 S/N 15071129 thru 15075781 only 9 15071129 and on 10 15072004 and on 11 S/N 15074851 and on 12 15075782 and on 13 S/N 15077006 and on 14 15061533 thru 15075781 and A1500001 thru A1500523		
F150F,G,H,J,K,L,M S/N F150-0001 thru F15001428		
Description	Fig	Part Number
Tray, Shoulder Harness	103	20-14 1 T
1 S/N F15001014 and on		
152, A152 S/N 15279406 thru 15286033, A1520735 thru A1521049		
Description	Fig	Part Number
Center Console	21	26-23 4 T
Cover	153	P0415010-1 1 2 P
Cover Assy. Overhead Console	151	P0414068-3 1 2 P
Cover, Center Strip	155	P0415021-16 1 2 P
Eligibility continues on next column		

Eligibility continued from previous column		
Cover, Post, LH	98	26-13L 3 T
Cover, Post, RH	100	26-13R 3 T
Cover, Window Trim, Rear	150	P0414030-2 1 2 P
Door, Map Case	146	P0413546-14 2 P
Headliner Assy	N/A	P04144010-20 1 P
Panel, Baggage Comp., Up	154	P0415021-13 1 2 P
Panel, Cowl, RH	156	P0415021-34 1 2 P
Panel, Interior Seatback	102	26-19 2 T
Pocket, RH	158	P0415034-2 1 2 P
Shield, Overhead Console	152	P0414069-1 1 2 P
Tray, Shoulder Harness	103	20-14 T
Trim, Headliner	147	P0414016-2 1 2 P
1 Add -LB for light beige or -LG for light gray 2 Model 152 only 3 S/N 15276406 thru 15285939 and A1520753 thru A1521049 4 S/N 15279406 thru 15285594 only		
170, 170A,B S/N 18000 thru 27169		
Description	Fig	Part Number
Panel, Door, LH	47	27-32-03L T
	48	30-0715064-380A T
	51	27-32-03R T
	52	30-0715064-480A T
Panel, Door, RH		
172, 172A,B,C,D,E,F,G,H,I,K,L,M,N,P,Q,R,S S/N 28000 thru 172S9999		
Description	Fig	Part Number
Arm Rest Support	4	28-01 31 T
Arm Rest Support, LH	N/A	P2415003-1 1 33 P
Arm Rest Support, RH	N/A	P2415003-2 1 33 P
Arm Rest Support, Rear, LH	N/A	P2415005-1 1 33 P
Arm Rest Support, Rear, RH	N/A	P2415005-2 1 33 P
Baggage Comp. Upper	18	P0515015-22 1 21 P
Baggage Door Cover	5	P0715079-7 1 6 P
Baggage Door Frame, Aft	6	P0515018-14 1 24 P
Baggage Door Frame Cover Fwd	7	P0500210-95 1 10 P
Baggage Door Hinge Cover	9	P0515036-8 1 37 P
Center Post Cover	24	P0500210-198 1 6 P
Eligibility continues on next page		

Manufacturer/Material: P Premier Aerospace Services and Technology/PVC/Acrylic T Texas Aeroplastics/ABS Plastic Parts

Cessna eligibility continued from previous page

Eligibility continued from previous page		
Description	Fig	Part Number
Trim Assembly, Seat Back, LH	N/A	P0714023-1 1 20 P
	N/A	P0715004-1 1 10 P
Trim Assembly, Seat Back, RH	N/A	P0715016-1 1 13 P
	N/A	P0714023-2 1 23 P
Trim, Strip, LH	N/A	P0715022-7 1 13 P
1 Add -LB for light beige or -LG for light gray		
2 S/N 33000 thru 18260055 only		
3 S/N 18255059 thru 18255844 only		
4 S/N 18255059 thru 18259305 only		
5 S/N 18255059 thru 18260825 only		
6 S/N 18255059 thru 18261425 only		
7 S/N 18255846 thru 18257625 only		
8 S/N 18256685 thru 18257625 only		
9 S/N 18256685 thru 18258505 only		
10 S/N 18258506 thru 18260055 only		
11 S/N 18258506 thru 18260825 only		
12 S/N 18259306 thru 18260055 only		
13 S/N 18259306 thru 18265175 only		
14 S/N 18260056 thru 18260825 only		
15 S/N 18260056 thru 18265175 only		
16 S/N 18260056 thru 18267715 only		
17 S/N 18262466 thru 18264295 only		
18 S/N 18260826 thru 18265175 only		
19 S/N 18260826 thru 18267715 only		
20 S/Ns 18260826 thru 18267715 and R1820001 thru R18202041		
21 S/Ns 18260826 thru 18268586 and R1820001 thru R18202041		
22 S/Ns 18260826 thru 18267715, R1820001 thru R18202041		
23 S/Ns 18265176 thru 18267715 and R1820001 thru R18202041		
24 S/N 18260826 thru 18268586 only		
25 S/N 18263476 thru 18267715 only		
26 S/N 18267716 thru 18268586 only		
27 S/N 18267716 thru 18268586 and Models FR182, R182, T182 and TR182		
28 Model 182S only		
29 S/N 18260826 thru 18267715 & F1820001 thru F18200169		
30 S/N 18264296 thru 18265965 only		
185, 185A,B,C,D,E, A185E,F		
S/N 185-0001 thru 18504448		
Description	Fig	Part Number
Panel, Door, LH	47	27-32-03L T
With built in arm rest	48	30-0715064-380A T
Panel, Door, RH	51	27-32-03R T
With built in arm rest	52	30-0715064-480A T
206H, U206, U206A,B,C,D,E,F,G, P206, P206A, T206H, TU206F, G		
S/N 20608001 thru 20699999		
S/N U206-0276 thru U20601700		
S/N P206-0002 thru P206-0306		
S/N T20608001 thru T206999999		
Eligibility continues on next column		


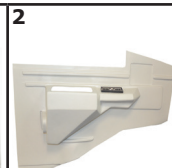



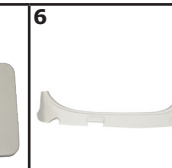
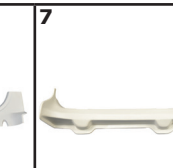
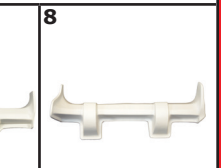













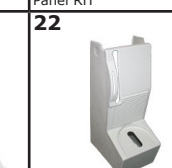


Eligibility continued from previous column		
Description	Fig	Part Number
Curtain Assy, Baggage	N/A	P1215063-7 1 3 P
Door Assy., Map Compartment	27	P0713777-3 3 P
Molding Assembly	N/A	P1215087-4 2 P
Molding, LH	N/A	P1215046-12 1 2 P
Cover, Window Post, LH	N/A	P1200659-25 1 4 P
Cover, Window Post, RH	N/A	P1200659-26 1 4 P
Molding, Baggage Compt. Top	N/A	P1215061-2 1 4 P
Molding, Cabin Aft	N/A	P1215060-1 1 4 P
Molding, Cargo Door	N/A	P1215043-6 1 4 P
Molding, Cargo Door, Aft	N/A	P1215043-4 1 4 P
Molding, Center LH	N/A	P1200656-20 1 4 P
Molding, Rear LH	N/A	P1200656-17 1 4 P
Molding, Rear RH	N/A	P1200656-18 1 4 P
	201	P1200656-22 1 2 P
Molding, Window Fwd RH	N/A	P1215105-2 1 4 P
Panel, Aft LH	N/A	P1215043-23 1 4 P
Panel, Door Trim	N/A	P1215043-28 1 4 P
Panel, Fwd LH	N/A	P1215043-1 1 4 P
Panel, Fwd RH	N/A	P1215043-2 1 4 P
Panel, Rear RH	N/A	P1215043-24 1 4 P
1 Add -LB for light beige or -LG for light gray		
2 Models 206H and T206H only		
3 Models U206, U206A,B,C,D,E, P206, P206A only		
4 Models U206F,G, TU206F,G only		
210B,C,F,K,L,M,N,R, T210F,K,L,M,N,R		
Description	Fig	Part Number
Cover Assy., Overhead Console	N/A	P1200243-1 1 2 P
Cover, Baggage Door	196	P1200456-19 1 6 P
Cover, Cabin Step, White	202	P1211513-2 2 P
Cover, Panel, Rear	199	P1200456-9 1 5 P
Cover, Pedestal, Black	N/A	P1213474-2 5 P
Escutcheon, Air Vent, Rear	188	P1200241-1 1 2 P
Escutcheon, Center Vent	N/A	P1200239-1 1 2 P
Escutcheon, Door Handle, LH	N/A	P0705042-3 1 3 P
Escutcheon, Door Handle, RH	N/A	P0705042-4 1 3 P
Frame, Side Window, Aft, LH	N/A	P1200456-7 1 5 P
Frame, Side Window, Aft, RH	198	P1200456-6 1 5 P
Frame, Side Window, LH	195	P1200456-1 1 5 P
Frame, Side Window, RH	197	P1200456-2 1 5 P
Molding, Aft, LH	N/A	P1215109-21 1 3 P
Molding, Aft, RH	N/A	P1215109-22 1 3 P
Molding, Door Window, Up., LH	N/A	P1215130-1 1 3 P
Molding, Door Window, Up., RH	N/A	P1215130-2 1 3 P
Molding, Forward, LH	N/A	P1215109-19 1 3 P
Molding, Forward, RH	N/A	P1215109-20 1 3 P
Panel, Assy Aft, LH	190	P1200455-11 1 5 P
Panel, Assy Aft, RH	191	P1200455-12 1 5 P
Panel, Assy Door, LH	194	P1200455-9 1 5 P
Panel, Assy Door, RH	189	P1200455-10 1 5 P
Panel, Assy Sidewall, Fwd LH	192	P1200455-7 1 5 P
Panel, Assy Sidewall, Fwd RH	193	P1200455-8 1 5 P
Panel, Avionics Circuit Breaker	N/A	P1270092-1 1 4 P
Eligibility continues on next column		

Eligibility continued from previous column		
Description	Fig	Part Number
Shield, Doorpost LH	187	P0770725-8 1 7 P
Shield, Doorpost RH	200	P1200535-4 1 7 P
Shield, Door, Upper, LH	N/A	P1215109-3 1 P
Shield, Door, Upper, RH	N/A	P1215109-4 1 P
Trim, Shield	203	P1215066-1 1 P
	204	P1215186-1 1 8 P
1 Add -LB for light beige or -LG for light gray		
2 Models 210L,M,N, T210L,M,N only		
3 Models 210M,N, T210M,N only		
4 Models 210M and T210M only		
5 Model 210B only		
6 Models 210B,C only		
7 Models 210F, T210F only		
8 Models 210N,R, T210N,R only		
401, 401A,B, 402, 402A,B		
Description	Fig	Part Number
Cover Assy, Cockpit Light and Oxygen	66	P5017516-8 1 6 P
Cover Assy, Rheostat Controls	67	P5017561-10 1 3 P
Cover, Inside, LH	70	P5014016-5 1 2 P
Cover, Inside, RH	71	P5014016-6 1 2 P
Cover, Outside, LH	72	P5014016-3 1 2 P
Cover, Outside, RH	73	P5014016-4 1 2 P
Cup, Handle	56	P5011128-1 1 5 P
Trim Assy, Upper Cargo Door	55	P5214018-7 1 3 P
Trim, Window, Aft	125	P5014046-10 1 3 P
Trim, Window, Center Aft	110	P5014046-8 1 3 P
Trim, Window, Center Fwd	111	P5014046-5 1 3 P
	112	P5014046-6 1 3 P
Trim, Window, Pilot's	117	P5014044-3 1 4 P
Trim, Window, Co-Pilot's	116	P5014044-4 1 4 P
Trim Emergency Window	114	P5014046-4 1 3 P
Trim Forward Window	115	P5014046-3 1 3 P
Trim, Upper Door Window, LH	129	P5014046-42 1 3 P
Trim, Windshield, Center	130	P5014045-5 1 6 P
Trim, Windshield, Upper	131	P5014045-3 1 6 P
1 Add LB for light beige or LG for light gray		
2 Models 401, 401A,B		
3 Models 401, 401A, 402A,B		
4 Models 401, 401A,B, 402, 402A		
5 Models 401, 401A, 402, 402A,B		
6 Models 401, 401A,B, 402, 402A,B		
421B,C		
Description	Fig	Part Number
Cover Assembly	64	P5119137-2 1 3 P
Cover Face, LH	68	P5114534-5 1 2 P
Cover Face, RH	69	P5114534-6 1 2 P
Panel Assy, Armrest, Pilot's	2	P5119057-13 1 3 P
Panel Assy, Armrest, Co-Pilot's	1	P5119139-4 1 3 P
Storage, Armrest, Pilot's	3	P5219153-1 1 3 P
Storage, Armrest, Co-Pilot's	205	P5219153-2 1 3 P
1 Add -LB for light beige or -LG for light gray		
2 Models 421B,C		
3 Models 421C		

Manufacturer/Material: Premier Aerospace Services and Technology/PVC/Acrylic Texas Aeroplastics/ABS Plastic Parts

Cessna Interior Plastic images continue on next page

Photos are not to scale or relative to each other

 P5119139-4 Panel Assy Co-Pilot	 P5119139-4 Panel Assy Co-Pilot	 P5219153-1 Storage Pilot's	 28-01 Arm Rest Support	 P0715079-7 Door Cover	 P0515018-14 Door Frame Aft	 P0500210-95 Door Frame Cover Fwd	 P0515036-2 Door Frame Cover Fwd
 P0515036-8 Door Hinge Cover	 P0515012-17 Baggage Compartment	 P0515012-18 Baggage Comp. Lower	 26-26 Baggage Panel	 P0500210-42 Baggage Panel Rear	 P0500210-97 Baggage Compartment Panel RH	 P2415014-16 Baggage Compartment Panel RH	 P0515019-15 Baggage Compartment Panel Upper
 P0715081-1 Baggage Compartment Panel	 P0515015-22 Baggage Compartment Upper	 P0519044-3 Cable Access Panel LH	 P0519044-4 Cable Access Panel RH	 26-23 Center Console	 28-0500233-80A Center Console w/o Trim	 28-0500233RT-80A Center Console w/Trim	 P0500210-198 Center Post Cover

Cessna Interior Plastic images continued from previous page

Photos are not to scale or relative to each other

Plastic Interior

<p>25</p>  <p>P0519078-25 Door Accent Panel, LH</p>	<p>26</p>  <p>P0519078-26 Door Accent Panel, RH</p>	<p>27</p>  <p>P0713777-3 Assy. Map Compartment</p>	<p>28</p>  <p>P0519095-1 Door Insert Panel, LH</p>	<p>29</p>  <p>P0519095-2 Door Insert Panel, RH</p>	<p>30</p>  <p>P0519078-18 Door Panel, RH</p>	<p>31</p>  <p>P0719032-7 Post, Cover Closeout LH</p>	<p>32</p>  <p>P0719032-8 Post, Cover Closeout RH</p>
<p>33</p>  <p>P0515028-1 Door Post, LH Aft</p>	<p>34</p>  <p>P0500210-81 Door Post, LH Rear</p>	<p>35</p>  <p>P0413484-22 Door Post, LH</p>	<p>36</p>  <p>P0515050-9 Door Post, LH</p>	<p>37</p>  <p>P0719032-29 Door Post, LH</p>	<p>38</p>  <p>P0515028-2 Door Post RH Aft</p>	<p>39</p>  <p>P0500210-82 Door Post RH Rear</p>	<p>40</p>  <p>P0515026-20 Door Post, RH</p>
<p>41</p>  <p>P0515026-8 Door Post, RH</p>	<p>42</p>  <p>P0719032-28 Door Post, RH</p>	<p>43</p>  <p>P0700702-17 Post, Shield, Light LH</p>	<p>44</p>  <p>P0700702-18 Post, Shield, Light RH</p>	<p>45</p>  <p>66-150LD Door Panel LH</p>	<p>46</p>  <p>67-82-150LD Door Panel LH</p>	<p>47</p>  <p>27-32-03L Door Panel LH</p>	<p>48</p>  <p>30-0715064-380A Door Panel LH</p>
<p>49</p>  <p>66-150RD Door Panel RH</p>	<p>50</p>  <p>67-82-150RD Door Panel RH</p>	<p>51</p>  <p>27-32-03R Door Panel RH</p>	<p>52</p>  <p>30-0715064-480A Door Panel RH</p>	<p>53</p>  <p>P0515075-79 Plug, Door Handle, LH</p>	<p>54</p>  <p>P0515075-78 Plug, Door Handle, RH</p>	<p>55</p>  <p>P5214018-7 Trim Assy, Upper Cargo</p>	<p>56</p>  <p>P5011128-1 Handle Cup</p>
<p>57</p>  <p>P0519081-11 Kick Panel LH Fwd</p>	<p>58</p>  <p>P0519081-12 Kick Panel RH Fwd</p>	<p>59</p>  <p>P0519078-27 Accent Panel, LH Aft</p>	<p>60</p>  <p>P0519081-15 Accent Panel, LH Fwd</p>	<p>61</p>  <p>P0519078-28 Accent Panel, RH Aft</p>	<p>62</p>  <p>P0519081-16 Accent Panel, RH Fwd</p>	<p>63</p>  <p>P0414013-19 Cover Assembly</p>	<p>64</p>  <p>P5119137-2 Cover Assembly</p>
<p>65</p>  <p>P0511326-1 Cover Assembly</p>	<p>66</p>  <p>P5017516-8 Cover Assy Cockpit Lgt</p>	<p>67</p>  <p>P5017561-10 Cover Assy Rheostat</p>	<p>68</p>  <p>P5114534-5 Cover Face, LH</p>	<p>69</p>  <p>P5114534-6 Cover Face, RH</p>	<p>70</p>  <p>P5014016-5 Cover Inside, LH</p>	<p>71</p>  <p>P5014016-6 Cover Inside, RH</p>	<p>72</p>  <p>P5014016-3 Cover Outside, LH</p>
<p>73</p>  <p>P5014016-4 Cover Outside, RH</p>	<p>74</p>  <p>P0715032-19 Molding LH</p>	<p>75</p>  <p>P0715044-1 Molding LH</p>	<p>76</p>  <p>P0715044-11 Molding LH</p>	<p>77</p>  <p>P0715044-9 Molding LH</p>	<p>78</p>  <p>P0715032-18 Molding RH</p>	<p>79</p>  <p>P0715044-10 Molding RH</p>	<p>80</p>  <p>P0715044-2 Molding RH</p>
<p>81</p>  <p>P0715044-8 Molding RH</p>	<p>82</p>  <p>P0715088-1 Panel Assembly, LH</p>	<p>83</p>  <p>P0715087-1 Panel Assembly, RH</p>	<p>84</p>  <p>P0519095-3 Panel Insert, Aft LH</p>	<p>85</p>  <p>P0519095-4 Panel Insert, Aft RH</p>	<p>86</p>  <p>P0715080-1 Panel, Canted</p>	<p>87</p>  <p>P0519081-13 Panel, Aft LH</p>	<p>88</p>  <p>P0519078-21 Panel Upper Aft, LH</p>

Cessna Interior Plastic images continued from previous page

Photos are not to scale or relative to each other

 P0519081-14 Panel, Aft RH	 P0519078-22 Panel Upper Aft, RH	 P0715052-6-532 Panel, Trim	 P0414013-15 Shield	 P0511326-5 Shield	 P0711133-50 Shield Assy., RH	 P0515024-25 Trim, LH	 P0515024-26 Trim, RH
 P0519076-4 Reel Cover Plate	 26-13L Cover, Post, LH	 28-13L Cover, Post, LH	 26-13R Cover, Post, RH	 28-12R Cover, Post, RH	 26-19 Panel, Interior Seatback	 20-14 Tray	 P0511327-3 Cover
 P0514068-2 Cover	 P0715044-15 Molding, LH	 P0715044-16 Molding, RH	 P0715010-3 Molding, Upper Aft, LH	 P0715010-4 Molding, Upper Aft, RH	 P5014046-8 Trim	 P5014046-5 Trim	 P5014046-6 Trim
 P0715069-1 Molding, RH	 P5014046-4 Trim	 P5014046-3 Trim	 P5014044-4 Trim	 P5014044-3 Trim	 P0515053-8 Molding	 P0500210-135 Molding, Lower	 P0500210-132 Molding, Upper
 P0515014-8 Molding, Upper	 P0515027-21 Aft, LH	 P0514071-1 LH	 P0515027-3 LH	 P5014046-10 Aft	 P0515027-22 Aft, RH	 P0514071-2 RH	 P0515027-4 RH
 P5014046-42 Trim, LH	 P5014045-5 Trim, Center	 P5014045-3 Trim, Upper	 P0400118-50 Cover, Window Trim, Rear	 P0400129-12 Panel, Baggage Cmppt RH	 P0400129-13 Panel, Baggage Cmppt LH	 P0400129-15 Panel, Baggage Cmppt Aft	 P0400129-19 Panel, Baggage Shelf
 P0400129-4 Post, Door, Rear, RH	 P0400129-5 Post, Door, Rear, LH	 P0400129-58 Panel, Baggage Cmppt Up	 P0411974-1 Shield, LH	 P0411974-2 Shield, RH	 P0411974-6 Shield, RH	 P0413458-1 Door, Glove Box	 P0413463-1 Cover, Control
 P0413525-10 Door, Glove Box	 P0413546-14 Door, Map Case	 P0414016-2 Trim, Headliner	 P0414026-27 Panel, Door, LH	 P0414026-28 Panel, Door, RH	 P0414030-2 Cover, Window Trim, Rear	 P0414068-3 Cover Assy, Overhead Con	 P0414069-1 Shield, Overhead Console

Cessna Interior Plastic images continued from previous page

Photos are not to scale or relative to each other

Plastic Interior

<p>153</p>  <p>P0415010-1 Cover Assy</p>	<p>154</p>  <p>P0415021-13 Panel, Baggage, Cmppt Up</p>	<p>155</p>  <p>P0415021-16 Cover, Center Strip</p>	<p>156</p>  <p>P0415021-34 Panel, Cowl RH</p>	<p>157</p>  <p>P0415021-5 Panel, Cowl LH</p>	<p>158</p>  <p>P0415034-2 Pocket, RH</p>	<p>159</p>  <p>P0470114-1 Cover, Assy, Overhead Con</p>	<p>160</p>  <p>P0511326-5 Shield</p>
<p>161</p>  <p>P0511482-1 Cover Assy</p>	<p>162</p>  <p>P0511482-4 Shield</p>	<p>163</p>  <p>P0511482-9 Cover, Assy</p>	<p>164</p>  <p>P0514109-1 Seat Back, Trim Assy, Rear</p>	<p>165</p>  <p>P0514127-1 Tiara Assy</p>	<p>166</p>  <p>P0515010-10 Tray, Shoulder Harness</p>	<p>167</p>  <p>P0515015-6 Panel, Baggage Comp</p>	<p>168</p>  <p>P0515019-5 Panel, Baggage Comp</p>
<p>169</p>  <p>P0515047-3 Cover Assy, Elt</p>	<p>170</p>  <p>P0715010-2 Molding, Window Aft</p>	<p>171</p>  <p>P0715023-16 Panel Assy, RH</p>	<p>172</p>  <p>P0715024-1 Cover, LH</p>	<p>173</p>  <p>P0715024-2 Cover, RH</p>	<p>174</p>  <p>P0715032-10 Molding, Window RH</p>	<p>175</p>  <p>P0715032-15 Molding, Door Window LH</p>	<p>176</p>  <p>P0715032-16 Molding, Door Window RH</p>
<p>177</p>  <p>P0715044-3 Molding Window, LH</p>	<p>178</p>  <p>P0715044-4 Molding Window, RH</p>	<p>179</p>  <p>P0715044-5 Molding Door Sill</p>	<p>180</p>  <p>P0715052-1 Panel, Trim LH</p>	<p>181</p>  <p>P0715052-2 Panel, Trim RH</p>	<p>182</p>  <p>P0715053-3 Panel, Assy Aft Wall</p>	<p>183</p>  <p>P0715064-16 Panel, Front RH</p>	<p>184</p>  <p>P0715089-1 Panel, Baggage Wall Aft</p>
<p>185</p>  <p>P0715096-13 Door Handle, Plug LH</p>	<p>186</p>  <p>P0715096-14 Door Handle, Plug RH</p>	<p>187</p>  <p>P0770725-8 Shield, Doorpost LH</p>	<p>188</p>  <p>P1200241-1 Escutcheon, Air Vent Rear</p>	<p>189</p>  <p>P1200455-10 Panel, Assy Door RH</p>	<p>190</p>  <p>P1200455-11 Panel, Assy Aft LH</p>	<p>191</p>  <p>P1200455-12 Panel, Assy Aft RH</p>	<p>192</p>  <p>P1200455-7 Panel, Assy Sidewall Fwd LH</p>
<p>193</p>  <p>P1200455-8 Panel, Assy Sidewall Fwd RH</p>	<p>194</p>  <p>P1200455-9 Panel, Assy Door LH</p>	<p>195</p>  <p>P1200456-1 Frame, Side Window LH</p>	<p>196</p>  <p>P1200456-19 Cover, Baggage Door</p>	<p>197</p>  <p>P1200456-2 Frame, Side Window RH</p>	<p>198</p>  <p>P1200456-6 Frame, Side Window Aft RH</p>	<p>199</p>  <p>P1200456-9 Cover, Panel, Rear</p>	<p>200</p>  <p>P1200535-4 Shield, Doorpost RH</p>
<p>201</p>  <p>P1200656-22 Molding, Rear RH</p>	<p>202</p>  <p>P1211513-2 Cover, Cabin Step, White</p>	<p>203</p>  <p>P1215066-1 Trim, Shield</p>	<p>204</p>  <p>P1215186-1 Trim, Shield</p>	<p>205</p>  <p>P5219153-2 Storage, Armrest Co-Pilot</p>			



Plastic Interior

Piper Aircraft

PA-24, PA-24-250, PA-24-260, PA-24-400		
Description	Fig	Part Number
Box Assembly, Cabin Air Outlet	N/A	P25574-00 4 P
Molding Assy., Front Window	N/A	P25416-00 4 P
Molding, Cabin Door Window	N/A	P23314-06 P
Molding, Center Window, RH	N/A	P20758-09 1 P
Molding, Front Window, LH	N/A	P25418-00 4 P
Molding, Front Window, RH	N/A	P23308-06 3 P
Molding, Front Window, RH	N/A	P23314-02 5 P
Molding, Rear Window, LH	N/A	P25417-00 4 P
Panel Assy	N/A	P22452-00 2 P
1 Models PA-24 and PA-24-250 only		
2 Models PA-24, PA-24-250 and PA-24-260 only		
3 Models PA-24-250, PA-24-260 and PA-24-400 only		
4 Model PA-24-260 only		
5 Model PA-24-400 only		
PA-28-140, -150, -160, -180, PA-28R-180		
Description	Fig	Part Number
Armrest, LH	1	H65238-10 1 6 P
Armrest, RH	2	H65238-11 1 6 P
Battery Box Cover	4	H35201-00 3 P
Blade, Sun Visor	126	H65866-00 3 P
Cap, Assist Strap	3	H79456-00 P
Compass Housing Assembly	14	H79600-00 P
Console, Overhead	19	H99500-06 3 P
Cover, Console	16	H67330-10 4 P
Cover, Elt Switch	25	H79463 4 P
Cover, Engine Control	26	H67232-40-41 5 P
Cover, Exhaust Vent	133	H99252-10 P
	31	60-65224-80A 6 T
Cover, Flap Handle	32	60-67785-17-80A 2 T
	35	H65224-07 P
	36	H67593-09 9 P
	37	H67785-17 P
Cover, Fuel Selector	52	H99635-09 2 P
Cover, Instrument Panel	57	H65891 2 P
Cover, Instr. Panel, LH	58	H67228-04 2 P
	59	H67228-09 8 P
Cover, Instr. Panel, Lower, LH	69	H66918-16 3 P
	72	H66983-12 9 P
Cover, Instr. Panel, Lower RH	76	H79527-02 3 P
Cover, Instr. Panel, RH	62	H67229-06 3 P
	85	H99959-04 3 P
Cover, Instr. Panel, Upper RH	86	H99959-05 2 P
	79	H67227-12 8 P
Cover, Instr. Panel, Upper, LH	83	H79044-06 2 P
Cover, LH	91	H67313-02 10 P
Cover, RH	92	H67314-02 10 P
Cover, Radio Cooling	114	H79404-00 2 P
Cover, Rudder Trim	115	H63295-05 P
Cover, Seat Back	120	H78041 1 5 P
Cover, Shoulder Harness, LH	122	H78054-02 5 P
Cover, Shoulder Harness, RH	123	H99801-02 5 P
Cover, Shoulder Hrns, Rear, LH	169	P99920-02 10 P
Cover, Shoulder Hrns, Rear, RH	170	P99920-03 10 P
Cover, Transponder Antenna	N/A	P99991-00 3 P
Cover, Trim	94	H65674-15 P
Eligibility continues on next column		

Eligibility continued from previous column		
Description	Fig	Part Number
Cover, Window Frame, Cntr, LH	168	P99904-05 8 P
Cover, Window, RH	142	H79171-02 2 P
Cover, Window, Rear LH	140	H67311-02 9 P
Cover, Window, Rear RH	141	H67312-02 9 P
Cover, Windshield Bow, Low, RH	145	H79171-13 2 P
Cover, Windshield Bow, Up, LH	146	H63149-20 2 P
Cover, Windshield Bow, Up, RH	147	H63149-21 2 P
	152	H63149-12 P
Cover, Windshield, Upper LH	153	H63149-16 4 P
	154	H63149-13 P
	155	H63149-17 4 P
Cover, Wing Bolt, LH	160	H63942-00 P
Cover, Wing Bolt, RH	161	H63942-01 P
Cup, Air Vent	101	H65735C 1 3 P
	100	H68736-00 6 P
Door Assembly, Rear Bulkhead	167	P79445-00 1 4 P
Door, Glove Box	54	H20596-00 P
Duct, Bulkhead Vent	132	H76308-00 8 P
	9	H76307-00 8 P
Duct, Center Vent	9	H76307-07 8 P
P/N H76307-00 w/o recess	11	H99541-00 8 P
P/N H76307-07 w/recess	12	H99541-02 8 P
Duct, Fresh Air	48	H79186-08 2 P
Duct, Heat	56	H36511 8 P
	29	H99550-02 8 P
Evaporator Filter	30	H99550-03 2 P
Flange, Air Vent	102	H65735F 1 2 P
Grip, Handhold	55	H67235-00 3 P
Inertia Reel, LH	124	H67762-13 6 P
Interconnect, Ventilation Bulk	166	P79192-00 4 P
Inertia Reel, RH	125	H67762-12 6 P
Lens, Cabin Light	6	H12715-00 P
Lens, Cluster Assembly	13	H79381-00 3 P
	103	H63428-06 P
Panel Assembly	104	H63428-09 2 P
	107	H99222-04 5 P
Panel, Door Latch	22	H79542-05 1 2 P
Plate, Placard Engine Control	108	H65846-00 3 P
Seat Back, RH	121	H78041-08 1 3 P
	41	H62827-07 P
Shield, Flap Handle Cover	42	H65672-05 4 P
Trim, Floor	112	60-18 7 T
Trim Strip, Window Post, LH	143	H63125-04 P
Trim Strip, Window Post, RH	144	H63126-04 P
Trim Strip, Windshield, LH	156	H63149-14 4 P
Trim Strip, Windshield, RH	157	H63149-15 4 P
Trim, Windshield	159	H67556-04 3 P
1 Add -B for black or -W for white		
2 Model PA-28-140 only		
3 Models PA-28-140 and PA-28-180 only		
4 Models PA-28-140, PA-28-180 and PA-28R-180 only		
5 Model PA-28-140 and PA-28R-180 only		
6 Models PA-28-150, PA-28-160 and PA-28-180 only		
7 Models PA-28-150, 160, 180 S/N 28-1761 thru 28-3977		
8 Model PA-28-180 only		
9 Model PA-28R-180 only		
10 Model PA-28-180 and PA-28R-180 only		
Eligibility continues on next column		

Eligibility continued from previous column		
Description	Fig	Part Number
Battery Box Cover	4	H35201-00 P
Blade, Sun Visor	126	H65866-00 P
Cap, Assist Strap	3	H79456-00 P
Compass Housing Assembly	14	H79600-00 P
Console, Overhead	18	H76496-02 2 P
	19	H99500-06 3 P
Cover, Console	16	H67330-10 P
Cover, Door Trim, Upper	20	H79542-04 P
Cover, Drain	23	H35507-02 P
Cover, Elt Switch	25	H79463 P
Cover, Engine Control	26	H67232-40-41 P
Cover, Exhaust Vent	133	H99252-10 P
	32	60-67785-17-80A 7 1 P
Cover, Flap Handle	37	H67785-17 P
	49	H35773-02 5 P
Cover, Fuel Selector	52	H99635-09 P
	58	H67228-04 2 P
Cover, Instrument Panel, LH	59	H67228-09 6 P
Cover, Instr. Panel, Lower RH	76	H79527-02 P
	69	H66918-16 7 P
Cover, Instr. Panel, Lower, LH	70	H66918-18 5 P
	71	H66918-20 7 P
Cover, Instrument Panel, RH	62	H67229-06 7 P
	85	H99959-04 4 P
Cover, Instr. Panel, Upper RH	86	H99959-05 P
	80	H36567-05 7 P
Cover, Instr. Panel, Upper, LH	83	H79044-06 7 P
Cover, Radio Cooling	114	H79404-00 P
Cover, Rudder Pedal Stop Bracket	165	P78735-02 6 P
Cover, Seat Back	120	H78041 1 P
Cover, Shoulder Harness, LH	122	H78054-02 P
Cover, Shoulder Harness, RH	123	H99801-02 P
Cover, Shoulder Hrns, Rear, LH	169	P99920-02 6 P
Cover, Shoulder Hrns, Rear, RH	170	P99920-03 6 P
Cover, Trim	94	H65674-15 P
Cover, Window Frame, Cent. LH	134	H79171-11 P
Cover, Window Frame, Cent. RH	135	H79171-08 P
Cover, Window Frame, Front LH	137	H79171-14 P
Cover, Window Frame, Rear LH	138	H79171-10 P
Cover, Window Frame, Rear RH	139	H79171-09 P
Cover, Window, RH	142	H79171-02 P
Cover, Windshield Bow, Low, RH	145	H79171-13 P
Cover, Windshield Bow, Up, LH	146	H63149-20 P
Cover, Windshield Bow, Up, RH	147	H63149-21 P
Cover, Windshield, Upper LH	153	H63149-16 7 P
Cover, Windshield, Upper RH	155	H63149-17 7 P
Cover, Wing Bolt, LH	160	H63942-00 P
Cover, Wing Bolt, RH	161	H63942-01 P
Cup, Air Vent	101	H65735C 1 P
Door Assembly, Rear Bulkhead	167	P79445-00 1 8 P
Duct, Bulkhead Vent	132	H76308-00 6 P
Eligibility continues on next page		

Piper eligibility continued from previous page

Plastic Interior

Eligibility continued from previous page		
Description	Fig	Part Number
Duct, Center Vent	9	H76307-00
P/N H76307-00 w/o recess	9	H76307-07
P/N H76307-07 w/recess	10	H79855-02
Duct, Heat	12	H99541-02
Evaporator Filter	56	H36511
Flange	29	H99550-02
Flange, Bulkhead Interconnect	102	H65735F
Grip, Handhold	5	H35498-00
Interconnect, Ventilation Bulk	55	H67235-00
Lens, Cabin Light	166	P79192-00
Lens, Cluster Assembly	6	H12715-00
Plate, Placard Engine Control	13	H79381-00
Shield, Flap Handle Cover	108	H65846-00
Trim, Windshield	110	H69669-45
	42	H65672-05
	159	H67556-04

- 1 Add -B for black or -W for white
- 2 Models PA-28-151 and PA-28-161 only
- 3 Models PA-28-151 PA-28-161 and PA-28-201T only
- 4 Model PA-28-181 only
- 5 Model PA-28-201T only
- 6 Models PA-28-181 and PA-28-201T only
- 7 Models PA-28-151 PA-28-161 and PA-28-181 only
- 8 Models PA-28-161, PA-28-181 and PA-28-201T only

PA-28-235, PA-28-236		
Description	Fig	Part Number
Armrest, LH	1	H65238-10
Armrest, RH	2	H65238-11
Battery Box Cover	4	H35201-00
Blade, Sun Visor	126	H65866-00
Cap, Assist Strap	3	H79456-00
Compass Housing Assembly	14	H79600-00
Console, Overhead	19	H99500-06
Cover, Console	16	H67330-10
Cover, Door Trim, Upper	20	H79542-04
Cover, Drain	23	H35507-02
Cover, Elt Switch	25	H79463
Cover, Engine Control	26	H67232-40-41
	31	60-65224-80A
Cover, Flap Handle	32	60-67785-17-80A
	35	H65224-07
	37	H67785-17
Cover, Fuel Selector	50	H69652-12
Cover, Instrument Panel, LH	52	H99635-09
Cover, Instr. Panel, Lower, LH	59	H67228-09
Cover, Instr. Panel, Lower, RH	69	H66918-16
Cover, Instr. Panel, Upper, LH	71	H66918-20
Cover, Instr. Panel, Upper, RH	62	H67229-06
Cover, Instr. Panel, Upper, LH	86	H99959-05
Cover, Instr. Panel, Upper, LH	80	H36567-05
Cover, Quick Drain	83	H79044-06
Cover, Radio Cooling	24	H65461-19
Cover, Rudder Pedal Stop Bracket	114	H79404-00
Cover, Seat Back	165	P78735-02
Cover, Shoulder Harness, LH	120	H78041
Cover, Shoulder Harness, RH	122	H78054-02
Cover, Shoulder Hrns, Rear, LH	123	H99801-02
Cover, Shoulder Hrns, Rear, RH	N/A	P99920-02
Cover, Transponder Antenna	N/A	P99920-03
Cover, Trim	N/A	P99991-00
Cover, Window Frame, Cent. LH	94	H65674-15
Cover, Window Frame, Cent. LH	134	H79171-11
Cover, Window Frame, Cent. LH	168	P99904-05
Cover, Window Frame, Cent. RH	135	H79171-08
Cover, Window Frame, Front LH	137	H79171-14
Cover, Window Frame, Rear LH	138	H79171-10
Cover, Window Frame, Rear RH	139	H79171-09
Cover, Window, RH	142	H79171-02
Cover, Windshield Bow, Low. RH	145	H79171-13
Cover, Windshield Bow, Up. LH	146	H63149-20
Cover, Windshield Bow, Up. RH	147	H63149-21
Cover, Windshield, Upper LH	152	H63149-12
Cover, Windshield, Upper LH	153	H63149-16
Cover, Windshield, Upper RH	154	H63149-13
Cover, Wing Bolt, LH	155	H63149-17
Cover, Wing Bolt, RH	160	H63942-00
Cup, Air Vent	101	H65735C
Door Assembly, Rear Bulkhead	100	H68736-00
Duct, Bulkhead Vent	167	P79445-00
Duct, Center Vent	54	H20596-00
P/N H76307-00 w/o recess	132	H76308-00
P/N H76307-07 w/recess	9	H76307-00
	12	H79855-02
	10	H99541-02
Duct, Heat	56	H36511

Eligibility continues on next column

Eligibility continued from previous column		
Description	Fig	Part Number
Evaporator Filter	29	H99550-02
Flange, Air Vent	102	H65735F
Grip, Handhold	55	H67235-00
Inertia Reel, LH	124	H67762-13
Inertia Reel, RH	125	H67762-12
Lens, Cabin Light	6	H12715-00
Interconnect, Ventilation Bulk	166	P79192-00
Lens, Cluster Assembly	13	H79381-00
Panel Assembly	103	H63428-06
Panel, Door Latch	22	H79542-05
Plate, Placard Engine Control	108	H65846-00
Seat Back, RH	110	H69669-45
Shield, Flap Handle Cover	41	H62827-07
Trim, Floor	42	H65672-05
Trim Strip, Window Post, LH	112	60-18
Trim Strip, Window Post, RH	143	H63125-04
Trim Strip, Window Post, RH	144	H63126-04
Trim, Windshield	159	H67556-04

- 1 Add -B for black or -W for white
- 2 Model PA-28-235 only
- 3 Model PA-28-236 only
- 4 Model PA-28-235, S/N 28-10003 thru 28-10719

PA-28R-200, PA-28R-201, PA-28R-201T, PA-28RT-201, PA-28RT-201T		
Description	Fig	Part Number
Battery Box Cover	4	H35201-00
Blade, Sun Visor	126	H65866-00
Cap, Assist Strap	3	H79456-00
Compass Housing Assembly	14	H79600-00
Console, Overhead	19	H99500-06
Cover, Console	16	H67330-10
Cover, Door Trim, Upper	20	H79542-04
Cover, Drain	23	H35507-02
Cover, Elt Switch	25	H79463
Cover, Engine Control	26	H67232-40-41
Cover, Exhaust Vent	136	H99252-10
Cover, Flap Handle	36	H67593-09
	38	H67917-06
Cover, Fuel Selector	49	H35773-02
	52	H99635-09
Cover, Instrument Panel, LH	59	H67228-09
Cover, Instr. Panel, Lower, LH	72	H66983-12
Cover, Instr. Panel, Lower, RH	73	H67920-14
Cover, Instrument Panel, RH	62	H67229-06
Cover, Instr. Panel, Upper, RH	85	H99959-04
Cover, Instr. Panel, Upper, RH	86	H99959-05
Cover, Instr. Panel, Upper, LH	80	H36567-05
Cover, LH	83	H79044-06
Cover, RH	88	H67314-02
Cover, Radio Cooling	116	H79404-00
Cover, Rudder Pedal Stop Bracket	165	P78735-02
Cover, Seat Back	120	H78041
Cover, Shoulder Harness, LH	122	H78054-02
Cover, Shoulder Harness, RH	123	H99801-02
Cover, Shoulder Hrns, Rear, LH	169	P99920-02
Cover, Shoulder Hrns, Rear, RH	170	P99920-03
Cover, Transponder Antenna	N/A	P99991-00
Cover, Trim	94	H65674-15
Cover, Window Frame, Cent. LH	134	H79171-11
Cover, Window Frame, Cent. LH	168	P99904-05
Cover, Window Frame, Cent. RH	135	H79171-08
Cover, Window Frame, Front LH	137	H79171-14
Cover, Window Frame, Rear LH	138	H79171-10
Cover, Window Frame, Rear RH	139	H79171-09
Cover, Window, Rear LH	140	H67311-02
Cover, Window, Rear RH	141	H67312-02
Cover, Window, RH	142	H79171-02
Cover, Windshield Bow, Low. RH	145	H79171-13
Cover, Windshield Bow, Up. LH	146	H63149-20
Cover, Windshield Bow, Up. RH	147	H63149-21
Cover, Windshield, Upper LH	152	H63149-12
Cover, Windshield, Upper LH	153	H63149-16
Cover, Windshield, Upper RH	154	H63149-13
Cover, Wing Bolt, LH	155	H63149-17
Cover, Wing Bolt, RH	160	H63942-00
Cup, Air Vent	101	H65735C
Door Assembly, Rear Bulkhead	100	H68736-00
Duct, Bulkhead Vent	167	P79445-00
Duct, Center Vent	131	H76305-00
Duct, Center Vent	9	H76307-00
P/N H76307-00 w/o recess	9	H76307-07
P/N H76307-07 w/recess	12	H99541-02

Eligibility continues on next column

Eligibility continued from previous column		
Description	Fig	Part Number
Duct, Fresh Air	46	H76494-02
Duct, Heat	47	H76494-04
Evaporator Filter	56	H36511
Flange, Air Vent	29	H99550-02
Grip, Handhold	55	H67235-00
Interconnect, Ventilation Bulk	166	P79192-00
Lens, Cabin Light	6	H12715-00
Lens, Cluster Assembly	13	H79381-00
Panel Assembly	103	H63428-06
Panel, Door Latch	22	H79542-05
Plate, Placard Engine Control	110	H69669-45
Seat Back, RH	121	H78041-08
Shield, Flap Handle Cover	42	H65672-05
Trim Strip, Window Post, LH	143	H99222-04
Trim Strip, Window Post, RH	144	H63126-04
Trim Strip, Windshield, LH	156	H63149-14
Trim Strip, Windshield, RH	157	H63149-15
Trim, Windshield	159	H67556-04

- 1 Add -B for black or -W for white
- 2 Model PA-28R-200 only
- 3 Model PA-28R-200 and PA-28R-201 only
- 4 Models PA-28R-200 and PA-28RT-201 only
- 5 Models PA-28R-200, PA-28R-201 and PA-28R-201T only
- 6 All models except PA-28RT-201T
- 7 Models PA-28R-201T and PA-28RT-201T only
- 8 Models PA-28R-200 and PA-28RT-201 only
- 9 Models PA-28R-200, PA-28RT-201 and PA-28RT-201T only
- 10 Models PA-28RT-201 and PA-28RT-201T only
- 11 All models except PA-28RT-201
- 12 Models PA-28R-201, PA-28R-201T and PA-28RT-201T only
- 13 All models except PA-28R-200

PA-30, PA-39		
Description	Fig	Part Number
Box Assembly, Cabin Air Outlet	N/A	P25574-00
Molding Assembly, Front Window	N/A	P25416-00
Molding, Cabin Door Window	162	P23314-06
Molding, Front Window, LH	N/A	P25418-00
Molding, Front Window, RH	158	P23308-06
Molding, Rear Window, LH	N/A	P25417-00
Panel Assembly	N/A	P22452-00
1 Model PA-30 Only		
PA-32-260, PA-32-300, PA-32-301, PA-32-301T, PA-32R-300, PA-32R-301, PA-32R-301T, PA-32RT-300, PA-32RT-300T		
Description	Fig	Part Number
Battery Box Cover	4	H35201-00
Blade, Sun Visor	127	H65866-02
Cap, Assist Strap	3	H79456-00
Channel, Seat Trim, Center LH	116	H68091-14
Channel, Seat Trim, Center RH	117	H68091-15
Channel, Seat Trim, Rear LH	118	H68090-16
Channel, Seat Trim, Rear RH	119	H68090-17
Compass Housing Assembly	14	H79600-00
Cover, Aft Trim	89	H36551-03
Cover, Glove Box	N/A	P69330-03
Cover, Cargo Door Upper	164	P69859-07
Cover, Console	17	H69654-19
Cover, Door Trim, Upper	20	H79542-04
Cover, Elt Switch	25	H79463
Cover, Engine Control	27	H69344-28
	33	60-69596-80A
Cover, Flap Handle	34	H38178-02
	39	H69596-14
Cover, Forward Trim	90	H36551-02
Cover, Fuel Selector	50	H69652-12
Cover, Glove Box	53	H69330-04
Cover, Instr. Panel, Lower, LH	66	H69817-00
Cover, Instr. Panel, Lower, RH	67	H69817-03
Cover, Instrument Panel, RH	63	H69831-05
Cover, Instr. Panel, Upper, LH	84	H69659-00
Cover, Instr. Panel, Upper, LH	81	H69661-00
Cover, Quick Drain	24	H65461-19
Cover, Radio Cooling	114	H79404-00
Cover, Rudder Pedal Stop Bracket	165	P78735-02
Cover, Seat Back	120	H78041
Cover, Shoulder Harness, LH	N/A	H78054-02
Cover, Shoulder Harness, RH	123	H99801-02
Cover, Switch Plate	129	H69976-03
Cover, Transponder Antenna	130	H79182-02
Cover, Terminal Strip	N/A	P99991-00
Cover, Trim	N/A	P79205-00
Cover, Window Frame, Front LH	94	H65674-15
Cover, Window Frame, Front LH	136	H78349-17

Eligibility continues on next page

Piper Interior Plastic images continued from previous page

























































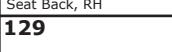
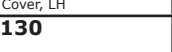

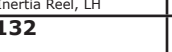
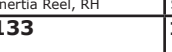



Photos are not to scale or relative to each other

Plastic Interior

 H76307-00 Duct, Center Vent	 H79855-02 Duct, Center Vent w/o Recess	 H99541-00 Duct, Center Vent w/o Recess	 H99541-02 Duct, Center Vent w/ Recess	 H79381-00 Cluster Assy Lens	 H79600-00 Compass Housing Assy	 H69676-00 Compass Support	 H67330-10 Console Cover
 H69654-19 Console Cover	 H76496-02 Console, Overhead	 H99500-06 Console, Overhead	 H79542-04 Cover, Trim, Upper	 H79542-16 Cover, Trim, Upper	 H79542-05 Panel, Latch	 H35507-02 Drain Cover	 H65461-19 Cover Quick Drain
 H79463 ELT Switch Cover	 H67232-40-41 Engine Cover	 H69344-28 Engine Cover	 H95808-08 Engine Cover	 H99550-02 Evaporator Filter	 H99550-03 Evaporator Filter	 60-65224-80A Flap Handle Cover	 60-67785-17-80A Flap Handle Cover
 60-69596-80A Flap Handle Cover	 H38178-02 Flap Handle Cover	 H65224-07 Flap Handle Cover	 H67593-09 Flap Handle Cover	 H67785-17 Flap Handle Cover	 H67917-06 Flap Handle Cover	 H69596-14 Flap Handle Cover	 H96555-07 Forward Air Cover
 H62827-07 Shield, Cover	 H65672-05 Shield, Cover	 H69749-04 Fresh Air Duct	 H69750-00 Fresh Air Duct	 H69990-02 Fresh Air Duct	 H76494-02 Fresh Air Duct	 H76494-04 Fresh Air Duct	 H79186-08 Fresh Air Duct
 H35773-02 Fuel Selector Cover	 H69652-12 Fuel Selector Cover	 H78320-13 Fuel Selector Cover	 H99635-09 Fuel Selector Cover	 H69330-04 Glove Box Cover	 H20596-00 Glove Box Cover	 H67235-00 Handhold Grip	 H36511 Heat Duct
 H65891 Panel Cover	 H67228-04 Panel Cover, LH	 H67228-09 Panel Cover, LH	 H69338-02 Panel Cover, LH	 H95919-00 Panel Cover, LH	 H67229-06 Panel Cover, RH	 H69831-05 Panel Cover, RH	 H95920-00 Panel Cover, RH
 H37369-00 Panel Cover, Lower LH	 H69817-00 Panel Cover, Lower LH	 H69817-03 Panel Cover, Lower LH	 H86740-02 Panel Cover, Lower LH	 H66918-16 Panel Cover, Lower LH	 H66918-18 Panel Cover, Lower LH	 H66918-20 Panel Cover, Lower LH	 H66983-12 Panel Cover, Lower LH

Piper Interior Plastic images continued from previous page







Photos are not to scale or relative to each other

73  H67920-14 Panel Cover, Lower LH	74  H37371-00 Panel Cover, Lower RH	75  H69901-02 Panel Cover, Lower RH	76  H79527-02 Panel Cover, Lower RH	77  H86741-03 Panel Cover, Lower RH	78  H95284-08 Panel Cover, Lower RH	79  H67227-12 Panel Cover, Upper	80  H36567-05 Panel Cover, Upper LH
81  H69661-00 Panel Cover, Upper LH	82  H69816-03 Panel Cover, Upper LH	83  H79044-06 Panel Cover, Upper LH	84  H69659-00 Panel Cover, Upper RH	85  H99959-04 Panel Cover, Upper RH	86  H99959-05 Panel Cover, Upper RH	87  H96730-00 Cover, Mag Switch	88  H86733-06 Window Frame Front Cover LH
89  H36551-03 Cover, Aft Trim	90  H36551-02 Cover, Forward Trim	91  H67313-02 Cover, LH	92  H67314-02 Cover, RH	93  H65674-15 Cover, Trim	94  H66615-14 Cover, Trim	95  H86781-02 Cover, Trim	96  H86775-04H Cover, Trim LH
97  H95893-20 Cover, Trim LH	98  H86775-05H Cover, Trim RH	99  H95893-21 Cover, Trim RH	100  H68736-00 Cup	101  H65735C Cup	102  H65735F Air Vent Flange	103  H63428-06 Panel Assembly	104  H63428-09 Panel Assembly
105  H69746-13 Panel Assembly	106  H69989-03 Panel Assembly	107  H99222-04 Panel Assembly	108  H65846-00 Placard, Plate Engine	109  H69669-44 Plate	110  H69669-45 Plate	111  H95804-02 Plate	112  60-18 Trim, Floor
113  H69991-07 Oxygen Duct	114  H79404-00 Cover, Radio Cooling	115  H63295-05 Rudder Trim Cover	116  H68091-14 Channel, Trim, Center LH	117  H68091-15 Channel, Trim, Center RH	118  H68090-16 Channel, Trim, Rear LH	119  H68090-17 Channel, Trim, Rear RH	120  H78041 Cover, Seat Back
121  H78041-08 Seat Back, RH	122  H78054-02 Shoulder Harness Cover, LH	123  H99801-02 Shoulder Harness Cover, RH	124  H67762-13 Inertia Reel, LH	125  H67762-12 Inertia Reel, RH	126  H65866-00 Sun Visor Blade	127  H65866-02 Sun Visor Blade	128  H96954-03 Panel, Switch
129  H69976-03 Switch Plate Cover	130  H79182-02 Switch Plate Cover	131  H76305-00 Bulkhead Vent Duct	132  H76308-00 Bulkhead Vent Duct	133  H99252-10 Exhaust Vent Cover	134  H79171-11 Window Cover, Frame Center LH	135  H79171-08 Window Cover, Frame Center RH	136  H78349-17 Window Cover, Frame Front LH

Piper Interior Plastic images continued from previous page.

Photos are not to scale or relative to each other

Plastic Interior

<p>137</p>  <p>H79171-14 Window Cover, Frame Front LH</p>	<p>138</p>  <p>H79171-10 Window Cover, Frame Rear LH</p>	<p>139</p>  <p>H79171-09 Window Cover, Frame Rear RH</p>	<p>140</p>  <p>H67311-02 Window Cover, Rear LH</p>	<p>141</p>  <p>H67312-02 Window Cover, Rear RH</p>	<p>142</p>  <p>H79171-02 Window Cover, RH</p>	<p>143</p>  <p>H63125-04 Window Trim Strip, Post LH</p>	<p>144</p>  <p>H63126-04 Window Trim Strip, Post RH</p>
<p>145</p>  <p>H79171-13 Windshield Cover, Bow Lower RH</p>	<p>146</p>  <p>H63149-20 Windshield Cover, Bow Upper LH</p>	<p>147</p>  <p>H63149-21 Windshield Cover, Bow Upper RH</p>	<p>148</p>  <p>H63149-22 Windshield Cover, Trim LH</p>	<p>149</p>  <p>H63149-23 Windshield Cover, Trim RH</p>	<p>150</p>  <p>H68688-04 Windshield Cover, Trim LH</p>	<p>151</p>  <p>H68688-05 Windshield Cover, Trim RH</p>	<p>152</p>  <p>H63149-12 Windshield Cover, Upper LH</p>
<p>153</p>  <p>H63149-16 Windshield Cover, Upper LH</p>	<p>154</p>  <p>H63149-13 Windshield Cover, Upper RH</p>	<p>155</p>  <p>H63149-17 Windshield Cover, Upper RH</p>	<p>156</p>  <p>H63149-14 Windshield Trim Strip LH</p>	<p>157</p>  <p>H63149-15 Windshield Trim Strip RH</p>	<p>158</p>  <p>P23308-06 Molding, Front Window RH</p>	<p>159</p>  <p>H67556-04 Windshield Trim</p>	<p>160</p>  <p>H63942-00 Windshield Cover, LH</p>
<p>161</p>  <p>H63942-01 Wing Bolt Cover, RH</p>	<p>162</p>  <p>P23314-06 Molding Cabin Door Window</p>	<p>163</p>  <p>P68732-02 Windshield Bow Cover Aft</p>	<p>164</p>  <p>P69859-07 Cargo Door Cover, Upper</p>	<p>165</p>  <p>P78735-02 Rudder Pedal Stop Cover</p>	<p>166</p>  <p>P79192-00 Interconnect Vent Bulkhead</p>	<p>167</p>  <p>P79445-00 Door Assy, Rear Bulkhead</p>	<p>168</p>  <p>P99904-05 Window Frame Cover Cntr LH</p>
<p>169</p>  <p>P99920-02 Shoulder Harness Cover Rear LH</p>	<p>170</p>  <p>P99920-03 Shoulder Harness Cover Rear RH</p>						

Manufacturer/Material: Premier Aerospace Services and Technology/PVC/Acrylic Texas Aeroplastics/ABS Plastic Parts



All parts for Piper aircraft marked with note **1** are available in either black or white. Add -B for black or -W for white.

Add -B for black where note **1** is applicable

Add -W for white where note **1** is applicable






Plastic Interior

Eligibility for Beechcraft Aircraft

1900		
S/N UA-2 thru UA-3		
Description	Fig	Part Number
Cover	N/A	P114-361043-3
Cover Assembly, Electric	N/A	P114-361055-5
Door, Oxygen	N/A	P114-530057-5
Escutcheon, Glareshield, LH	N/A	P101-530461-1
Escutcheon, Upper Aft	N/A	P114-530085-8
Moisture Shield		P114-320066-3
1900C		
UB-1 thru UB-74, UC-1 thru UC-174, (C-12J) UD-1 thru UD-6		
Description	Fig	Part Number
Cover	N/A	P114-530031-197
Cover	N/A	P114-361043-3
Cover	N/A	P129-530066-11
Cover	N/A	P129-530066-11
Cover	N/A	P129-530114-15
Cover Assembly, Electric	N/A	P114-361055-5
Door, Oxygen	N/A	P114-530057-5
Escutcheon, Ash Tray	N/A	P101-530156-19
Escutcheon, Glareshield, LH	N/A	P101-530461-1
Escutcheon, Upper Aft	N/A	P114-530085-8
Escutcheon, Upper Forward	N/A	P114-530085-7
Moisture Shield	N/A	P114-320066-3
Panel, Lower, LH	N/A	P129-530104-19
1900D		
UE-1 thru UE-439		
Description	Fig	Part Number
Cover	N/A	P114-361043-3
Cover	N/A	P129-530066-31
Cover	N/A	P129-530072-5
Cover, Cap Strip Intersection	N/A	P129-530071-5
Cover, Door Handle	N/A	P129-530038-17
Cover, Forward	N/A	P129-530038-13
Cover, Forward Cable	N/A	P129-530066-37
Escutcheon, Glareshield, LH	N/A	P101-530461-1
Moisture Shield	N/A	P114-320066-3
58		
TH-1 thru TH-2124		
Description	Fig	Part Number
Cover, Escape Hatch	N/A	P106-530050-1
Escutcheon, Armrest, Co-Pilot	N/A	P106-530079-6
Escutcheon, Inertia Reel	N/A	P106-530074-1
Escutcheon, Overhead	1	P106-530042-1
Molding, Cabin Door	2	P58-530222-43 1
Molding, Cabin Door	N/A	P106-530075-3
Molding, Window, Forward, LH	N/A	P106-530065-21
Molding, Window, Forward, RH	N/A	P106-530065-245 1
Molding, Window, Utility Door	N/A	P106-530065-47
Molding, Windshield, Upper	N/A	P58-530165-7
Panel	N/A	P106-530035-9
Notes: 1 Add -LB for light beige or -LG for light gray		
60		
P-4 thru P-126 Except P-123		
Description	Fig	Part Number
ESCUTCHEON, Armrest, LH	N/A	P60-530381-1-LB
ESCUTCHEON, Armrest, RH	N/A	P60-530381-2-LB
95-55, 95-A55		
Description	Fig	Part Number
Molding, Window, Aft, LH	N/A	P96-430010-71-LB
Molding, Window, Aft, RH	N/A	P96-430010-72-LB
95-B55		
Description	Fig	Part Number
Cover, Escape Hatch	N/A	P106-530050-1
Escutcheon, Inertia Reel	N/A	P106-530074-1
Escutcheon, Overhead	N/A	P106-530050-1-LB
Molding, Cabin Door, Upper	1	P106-530042-1
Molding, Window, Aft, LH	N/A	P96-430010-71-LB
Eligibility continues in next column		

Eligibility continued from previous column		
Molding, Window, Aft, RH	N/A	P96-430010-2-LB
Molding, Windshield, Upper	N/A	P58-530165-7
Panel	N/A	P106-530035-9
95-C55		
Description	Fig	Part Number
Molding, Window, Aft, LH	N/A	P96-430010-71
Molding, Window, Aft, RH	N/A	P96-430010-72
A36, A36TC		
Description	Fig	Part Number
Cover, Escape Hatch	N/A	P106-530050-1
Escutcheon, Armrest, Co-Pilot	N/A	P106-530079-6
Escutcheon, Inertia Reel	N/A	P106-530074-1
Escutcheon, Overhead	1	P106-530042-1
Molding, Cabin Door	2	P58-530222-43
Molding, Cabin Door	N/A	P106-530075-3
Molding, Window, Forward, LH	N/A	P106-530065-21
Molding, Window, Forward, RH	N/A	P106-530065-245 1
Molding, Window, Utility Door	N/A	P106-530065-47
Molding, Windshield, Upper	N/A	P58-530165-7
Panel	N/A	P106-530035-9
Notes: 1 Add -LB for light beige or -LG for light gray		
56TC		
TG-2 thru TG-83		
Description	Fig	Part Number
Molding, Window, Aft, LH	N/A	P96-430010-71-LB
Molding, Window, Aft, RH	N/A	P96-430010-72-LB
A56TC		
Description	Fig	Part Number
Molding, Window, Aft, LH	N/A	P96-430010-71
Molding, Window, Aft, RH	N/A	P96-430010-72
B36TC		
Description	Fig	Part Number
Cover, Escape Hatch	N/A	P106-530050-1
Escutcheon, Armrest, Co-Pilot	N/A	P106-530079-6
Escutcheon, Inertia Reel	N/A	P106-530074-1
Escutcheon, Overhead	1	P106-530042-1
Molding, Cabin Door	2	P58-530222-43 1
Molding, Cabin Door	N/A	P106-530075-3
Molding, Window, Forward, LH	N/A	P106-530065-21
Molding, Window, Forward, RH	N/A	P106-530065-245 1
Molding, Window, Utility Door	N/A	P106-530065-47
Molding, Windshield, Upper	N/A	P58-530165-7
Panel	N/A	P106-530035-9
Notes: 1 Add -LB for light beige or -LG for light gray		
D55		
Description	Fig	Part Number
Molding, Window, Aft, LH	N/A	P96-430010-71
Molding, Window, Aft, RH	N/A	P96-430010-72
E55		
Description	Fig	Part Number
Cover, Escape Hatch	N/A	P106-530050-1
Escutcheon, Inertia Reel	N/A	P106-530074-1
Escutcheon, Overhead	1	P106-530042-1
Molding, Cabin Door, Upper	N/A	P106-530075-3
Molding, Windshield, Upper	N/A	P58-530165-7
Panel	N/A	P106-530035-9
G36, G58		
Description	Fig	Part Number
Cover, Escape Hatch	N/A	P106-530050-1
Escutcheon, Armrest, Co-Pilot	N/A	P106-530079-6
Escutcheon, Inertia Reel	N/A	P106-530074-1
Molding, Cabin Door	2	P58-530222-43 1
Molding, Cabin Door	N/A	P106-530075-3
Molding, Window, Forward, LH	N/A	P106-530065-21
Molding, Window, Forward, RH	N/A	P106-530065-245 1
Molding, Window, Utility Door	N/A	P106-530065-47
Molding, Windshield, Upper	N/A	P58-530165-7
Panel	N/A	P106-530035-9
Notes: 1 Add -LB for light beige or -LG for light gray		



More photos coming soon!

Eligibility for Mooney Aircraft

M20C,D,E,F,G		
S/N All		
Description	Fig	Part Number
Console Assy, Headliner	N/A	P130160 6 P
Cover Assy, Circuit Breaker	N/A	P820061-503 4 P
Cover Assy, Circuit Breaker	N/A	P820061-509 5 P
Cover Assy, Hat Rack	N/A	P130087 3 P
Cover Assy, Nose Wheel	N/A	P130103 1 P
Cover Assy, Front Lower	N/A	P130103-9 1 P
Cover, Hat Rack Strip	N/A	P130062-501 3 P
Cover, RH, Black	N/A	P130103-15 3 P
Cover, Vent Outlet	N/A	P640042-03 1 P
Door Assy	N/A	P820024-17 6 P
Headliner, Hat Rack	N/A	P130079-55 3 P
Headliner, Hat Rack	N/A	P130187 6 P
Molding, Footwell LH	N/A	P130105-02 2 P
Molding, Footwell RH	N/A	P130105-01 2 P
Molding, Window, Rear RH	N/A	P130079-35 1 P
Molding, Windshield, RH	N/A	P130099-501 7 P
Panel Assy, Baggage Comp.	N/A	P130165 6 P
Panel Assy, Front LH	N/A	P130158-25 6 P
Panel Assy, Hat Rack, Aft	N/A	P130117 3 P
Panel Assy, Rear LH	N/A	P130158-17 6 P
Panel Assy, Rear RH	N/A	P130158-21 6 P
Panel, Armrest, RH	N/A	P130079-33 1 P
Panel Baggage Comp., Rear	N/A	P130090 2 P
Panel, Fuel Selector Valve	N/A	P610035-501 1 P
Panel, Fuel Selector Valve	N/A	P610035-03 1 P
Trim Strip	N/A	P130079-29 1 P
Notes:		
1 Models C,D,E only		
2 Models C,D,E,F only		
3 Models C,E only		
4 Model E only		
5 Models E,F only		
6 Model F only		
7 Models F,G only		